



**SECURITY TARGET LITE  
FOR IDEAL PASS V2.0.1  
EAC WITH PACE APPLICATION**

Reference: 2016\_2000023040

**Security target Lite for  
IDealPass v2.0.1  
SAC/EAC Application**

Ref.: 2016\_2000023040

Page: **2/141**

| Date       | Version | Revision          |
|------------|---------|-------------------|
| 01/12/2016 | 1.0     | Document creation |

## Table of contents

|       |   |     |
|-------|---|-----|
| 1.1   | SECURITY TARGET LITE AND TOE REFERENCE .....                    | 8   |
| 1.2   | TOE OVERVIEW.....   | 8   |
| 1.2.1 | <i>TOE definition.....</i>                                      | 8   |
| 1.2.2 | <i>TOE usage and security features for operational use.....</i> | 9   |
| 1.2.3 | <i>TOE Boundary .....</i>                                       | 11  |
| 1.2.4 | <i>Product architecture.....</i>                                | 12  |
| 1.2.5 | <i>TOE life cycle.....</i>                                      | 13  |
| 2.1   | CC CONFORMANCE CLAIM .....                                      | 17  |
| 2.2   | ST CLAIM.....   | 17  |
| 2.3   | PACKAGE CLAIM.....  | 18  |
| 2.4   | CONFORMANCE RATIONALE .....                                     | 18  |
| 3.1   | ASSETS.....   | 19  |
| 3.1.1 | <i>PP-0056 .....</i>  | 19  |
| 3.2   | USERS / SUBJECTS.....   | 22  |
| 3.2.1 | <i>PP-0056 .....</i>  | 22  |
| 3.3   | THREATS.....  | 24  |
| 3.3.1 | <i>PP-0056 .....</i>  | 24  |
| 3.4   | ORGANISATIONAL SECURITY POLICIES .....                          | 29  |
| 3.4.1 | <i>PP-0056 .....</i>  | 29  |
| 3.5   | ASSUMPTIONS .....   | 31  |
| 3.5.1 | <i>PP-0056 .....</i>  | 31  |
| 4.1   | SECURITY OBJECTIVES FOR THE TOE .....                           | 34  |
| 4.1.1 | <i>PP-0056 .....</i>  | 34  |
| 4.2   | SECURITY OBJECTIVES FOR THE OPERATIONAL ENVIRONMENT .....       | 38  |
| 4.2.1 | <i>PP-0056 .....</i>  | 38  |
| 4.3   | SECURITY OBJECTIVES RATIONALE .....                             | 42  |
| 4.3.1 | <i>Threats .....</i>  | 42  |
| 4.3.2 | <i>Organisational Security Policies.....</i>                    | 44  |
| 4.3.3 | <i>Assumptions.....</i>   | 45  |
| 4.3.4 | <i>SPD and Security Objectives.....</i>                         | 46  |
| 5.1   | EXTENDED FAMILIES.....  | 51  |
| 5.2   | DEFINITION OF THE FAMILY FAU_SAS.....                           | 51  |
| 5.3   | DEFINITION OF THE FAMILY FCS_RND .....                          | 52  |
| 5.4   | DEFINITION OF THE FAMILY FIA_API .....                          | 52  |
| 5.5   | DEFINITION OF THE FAMILY FMT_LIM.....                           | 53  |
| 5.6   | DEFINITION OF THE FAMILY FPT_EMS.....                           | 55  |
| 6.1   | SECURITY FUNCTIONAL REQUIREMENTS .....                          | 57  |
| 6.1.1 | <i>PP-0056 .....</i>  | 57  |
| 6.2   | SECURITY ASSURANCE REQUIREMENTS.....                            | 81  |
| 6.3   | SECURITY REQUIREMENTS RATIONALE .....                           | 81  |
| 6.3.1 | <i>Objectives .....</i>   | 81  |
| 6.3.2 | <i>Rationale tables of Security Objectives and SFRs.....</i>    | 86  |
| 6.3.3 | <i>Dependencies.....</i>  | 92  |
| 6.3.4 | <i>Rationale for the Security Assurance Requirements.....</i>   | 96  |
| 7.1   | TOE SUMMARY SPECIFICATION.....                                  | 98  |
| 7.1.1 | <i>Chip security functionalities .....</i>                      | 98  |
| 7.1.2 | <i>Low level security functionalities.....</i>                  | 99  |
| 7.1.3 | <i>Operating system security functionalities.....</i>           | 99  |
| 7.1.4 | <i>Application security functionalities.....</i>                | 101 |
| 7.2   | SFRs AND TSS.....   | 103 |
| 7.2.1 | <i>SFRs and TSS - Rationale .....</i>                           | 103 |
| 7.2.2 | <i>Association tables of SFRs and TSS.....</i>                  | 109 |

|  |   |
|--|---|
| <b>Security target Lite for<br/>IDealPass v2.0.1<br/>SAC/EAC Application</b> | Ref.: 2016_2000023040<br>Page: <b>4/141</b> |
|--|---|

10.1 SEPARATION OF THE PLATFORM-TSF..... 118

10.2 STATEMENT OF COMPATIBILITY FOR THE SECURITY ASSURANCE REQUIREMENTS ..... 119

10.3 STATEMENT OF COMPATIBILITY FOR THE SECURITY ENVIRONMENT AND THE OBJECTIVES..... 119

    10.3.1 *Objectives* ..... 119

    10.3.2 *Threats* ..... 120

    10.3.3 *Organisational security policies* ..... 121

    10.3.4 *Assumptions*..... 121

|  |   |
|--|---|
| <b>Security target Lite for<br/>IDealPass v2.0.1<br/>SAC/EAC Application</b> | Ref.: 2016_2000023040<br>Page: <b>5/141</b> |
|--|---|

## Table of figures

Figure 1: Architecture of the IDeal Pass v2.0.1.....12  
 Figure 2: TOE life cycle .....13

|  |   |
|--|---|
| <b>Security target Lite for<br/>IDealPass v2.0.1<br/>SAC/EAC Application</b> | Ref.: 2016_2000023040<br>Page: <b>6/141</b> |
|--|---|

## Table of tables

|   |     |
|---|-----|
| Table 1 Threats and Security Objectives - Coverage.....   | 46  |
| Table 2 Security Objectives and Threats - Coverage.....   | 47  |
| Table 3 OSPs and Security Objectives - Coverage.....  | 48  |
| Table 4 Security Objectives and OSPs - Coverage.....  | 49  |
| Table 5 Assumptions and Security Objectives for the Operational Environment -<br>Coverage ..... | 49  |
| Table 6 Security Objectives for the Operational Environment and Assumptions -<br>Coverage ..... | 50  |
| Table 7 Security Objectives and SFRs - Coverage .....   | 88  |
| Table 8 SFRs and Security Objectives.....   | 91  |
| Table 9 SFRs dependencies.....  | 94  |
| Table 10 SARs dependencies.....   | 96  |
| Table 11 SFRs and TSS - Coverage .....  | 111 |
| Table 12 TSS and SFRs - Coverage .....  | 113 |
| Table 13: Coverage of IC platform functionality.....  | 118 |
| Table 14: Coverage of IC platform SFRs .....  | 119 |
| Table 15: Coverage of IC platform objectives .....  | 120 |
| Table 16: Coverage of threats .....   | 121 |
| Table 17: Coverage of OSPs .....  | 121 |
| Table 18: Coverage of assumptions .....   | 122 |

|  |   |
|--|---|
| <b>Security target Lite for<br/>IDealPass v2.0.1<br/>SAC/EAC Application</b> | Ref.: 2016_2000023040<br>Page: <b>7/141</b> |
|--|---|

|  |   |
|--|---|
| <b>Security target Lite for<br/>IDealPass v2.0.1<br/>SAC/EAC Application</b> | Ref.: 2016_2000023040<br>Page: <b>8/141</b> |
|--|---|

# 1 Introduction

## 1.1 Security Target Lite and TOE reference

|  |   |
|--|---|
| <b>ST reference :</b>                          |   |
| Title :  | Security Target Lite for IDeal PASS V2.0.1 EAC with PACE application  |
| Version :                                      | 1.0   |
| Security target identifier :                   | 2016_2000023040   |
| <b>TOE reference :</b>                         |   |
| Chip identifier :                              | Infineon M7892 B11 with optional RSA2048/4096 v1.02.013, EC v1.02.013, SHA-2 v1.01 and Toolbox v1.02.013 libraries and with specific IC dedicated software (firmware) |
| Masked chip reference :                        | IDealPass_v2.0.1N_M7892_1_0_0   |
| Crypto library :                               | Toolbox v1.02.013   |
| Chip Component Assurance Level :               | EAL6+, augmented with ALC_FLR.1   |
| TOE Identifier :                               | IDEALPASSV201SAC/EAC_NTePASSPORT/1.0.0  |
| Administration guidance :                      | <b>2016_2000017817 - Preparative Procedures</b>   |
| User guidance :                                | <b>2016_2000017816 - Operational User Guidance</b>  |
| <b>CC compliance :</b>                         |   |
| Version :                                      | 3.1   |
| Assurance level :                              | EAL 5 augmented with ALC_DVS.2 and AVA_VAN.5  |
| Chip and cryptolibrary certificate reference : | M7892 : BSI-DSZ-CC-0782-V2-2015   |
| Protection Profile :                           | BSI-CC-PP-0056-V2-2012 MA-02 [R7]<br>BSI-CC-PP-0068-V2-2011-MA-01 [R16]   |

## 1.2 TOE Overview

The security target lite defines the security objectives and requirements for the contact based / contactless smart card of machine readable travel documents based on the requirements and recommendations of the International Civil Aviation Organization (ICAO). It addresses the advanced security methods Password Authenticated Connection Establishment, Extended Access Control, and Chip Authentication similar to the Active Authentication in 'ICAO Doc 9303' [R6].

### 1.2.1 TOE definition

The Target of Evaluation (TOE) addressed by the current protection profile is an electronic travel document representing a contactless / contact smart card programmed according to ICAO Technical Report "Supplemental Access Control" [R7] (which means amongst others according to the Logical Data Structure (LDS) defined in [R6]) and additionally providing the Extended Access Control according



to the 'ICAO Doc 9303' [R6] and BSI TR-03110 [R5], respectively. The communication between terminal and chip shall be protected by Password Authenticated Connection Establishment (PACE) according to Electronic Passport using Standard Inspection Procedure with PACE (PACE PP), BSI-CC-PP-0068-V2-MA-01 [R16].

The TOE comprises of at least

- the circuitry of the travel document's chip (the integrated circuit, IC),
- the IC Dedicated Software with the parts IC Dedicated Test Software and IC Dedicated Support Software,
- the IC Embedded Software (operating system),
- the *ePassport application* ,
- the Active Authentication and
- the associated guidance documentation.

### **1.2.2 TOE usage and security features for operational use**

A State or Organisation issues travel documents to be used by the holder for international travel. The traveller presents a travel document to the inspection system to prove his or her identity. The travel document in context of this protection profile contains (i) visual (eye readable) biographical data and portrait of the holder, (ii) a separate data summary (MRZ data) for visual and machine reading using OCR methods in the Machine readable zone (MRZ) and (iii) data elements on the travel document's chip according to LDS in case of contactless machine reading. The authentication of the traveller is based on (i) the possession of a valid travel document personalised for a holder with the claimed identity as given on the biographical data page and (ii) biometrics using the reference data stored in the travel document. The issuing State or Organisation ensures the authenticity of the data of genuine travel documents. The receiving State trusts a genuine travel document of an issuing State or Organisation.

For this protection profile the travel document is viewed as unit of

- i. The **physical part of the travel document** in form of paper and/or plastic and chip. It presents visual readable data including (but not limited to) personal data of the travel document holder
  - a) the biographical data on the biographical data page of the travel document surface,
  - b) the printed data in the Machine Readable Zone (MRZ) and
  - c) the printed portrait.
- ii. The **logical travel document** as data of the travel document holder stored according to the Logical Data Structure as defined in [R6] as specified by ICAO on the contact based or contactless integrated circuit. It presents contact based / contactless readable data including (but not limited to) personal data of the travel document holder

- a) the digital Machine Readable Zone Data (digital MRZ data, EF.DG1),
- b) the digitized portraits (EF.DG2),
- c) the biometric reference data of finger(s) (EF.DG3) or iris image(s) (EF.DG4) or both<sup>1</sup>
- d) the other data according to LDS (EF.DG5 to EF.DG16) and
- e) the Document Security Object (SOD).

The issuing State or Organisation implements security features of the travel document to maintain the authenticity and integrity of the travel document and their data. The physical part of the travel document and the travel document's chip are identified by the Document Number.

The physical part of the travel document is protected by physical security measures (e.g. watermark, security printing), logical (e.g. authentication keys of the travel document's chip) and organisational security measures (e.g. control of materials, personalisation procedures) [R7]. These security measures can include the binding of the travel document's chip to the travel document.

The logical travel document is protected in authenticity and integrity by a digital signature created by the document signer acting for the issuing State or Organisation and the security features of the travel document's chip.

The ICAO defines the baseline security methods Passive Authentication and the optional advanced security methods Basic Access Control to the logical travel document, Active Authentication of the travel document's chip, Extended Access Control to and the Data Encryption of sensitive biometrics as optional security measure in the ICAO Doc 9303 [R6], and Password Authenticated Connection Establishment'. The Passive Authentication Mechanism is performed completely and independently of the TOE by the TOE environment.

This protection profile addresses the protection of the logical travel document (i) in integrity by write-only-once access control and by physical means, and (ii) in confidentiality by the Extended Access Control Mechanism. This protection profile addresses the Chip Authentication Version 1 described in [R9] as an alternative to the Active Authentication.

If BAC is supported by the TOE, the travel document has to be evaluated and certified separately. This is due to the fact that [R8] does only consider extended basic attack potential to the Basic Access Control Mechanism (i.e. AVA\_VAN.3).

The confidentiality by Password Authenticated Connection Establishment (PACE) is a mandatory security feature of the TOE. The travel document shall strictly conform to the 'Common Criteria Protection Profile Machine Readable Travel Document using Standard Inspection Procedure with PACE (PACE PP)' [R7]. Note that [R7] considers high attack potential.

For the PACE protocol according to [R4], the following steps shall be performed:

- i. The travel document's chip encrypts a nonce with the shared password, derived from the MRZ resp. CAN data and transmits the encrypted nonce together with the domain parameters to the terminal.
- ii. The terminal recovers the nonce using the shared password, by (physically) reading the MRZ resp. CAN data.

---

<sup>1</sup> These biometric reference data are optional according to [6]. This PP assumes that the issuing State or Organisation uses this option and protects these data by means of extended access control.

|  |  |
|--|--|
| <b>Security target Lite for<br/>IDealPass v2.0.1<br/>SAC/EAC Application</b> | Ref.: 2016_2000023040<br>Page: <b>11/141</b> |
|--|--|

- iii. The travel document's chip and terminal computer perform a Diffie-Hellmann key agreement together with the ephemeral domain parameters to create a shared secret. Both parties derive the session keys  $K_{MAC}$  and  $K_{ENC}$  from the shared secret.
- iv. Each party generates an authentication token, sends it to the other party and verifies the received token.

After successful key negotiation the terminal and the travel document's chip provide private communication (secure messaging) [R9].

The security target requires the TOE to implement the Extended Access Control as defined in [R5]. The Extended Access Control consists of two parts (i) the Chip Authentication Protocol Version 1 and (ii) the Terminal Authentication Protocol Version 1 (v.1). The Chip Authentication Protocol v.1 (i) authenticates the travel document's chip to the inspection system and (ii) establishes secure messaging which is used by Terminal Authentication v.1 to protect the confidentiality and integrity of the sensitive biometric reference data during their transmission from the TOE to the inspection system. Therefore Terminal Authentication v.1 can only be performed if Chip Authentication v.1 has been successfully executed. The Terminal Authentication Protocol v.1 consists of (i) the authentication of the inspection system as entity authorized by the receiving State or Organisation through the issuing State, and (ii) an access control by the TOE to allow reading the sensitive biometric reference data only to successfully authenticated authorized inspection systems. The issuing State or Organisation authorizes the receiving State by means of certification the authentication public keys of Document Verifiers who create Inspection System Certificates.

### **1.2.3 TOE Boundary**

The Target Of Evaluation (TOE) is the contact/contactless integrated circuit chip of machine readable travel documents (MRTD's chip) programmed according to the Logical Data Structure (LDS) and providing Basic Access Control and Extended Access Control according to the ICAO Doc 9303 [R6]. The TOE may also provide Active Authentication according to [R6].

The TOE boundary encompasses:

- The ICAO application
- The Active Authentication mechanism according to the ICAO document [R6]
- The Operating System
- The Infineon embedded crypto library : Toolbox v1.02.013
- The Infineon chip: Infineon M7892 B11 with optional RSA2048/4096 v1.02.013, EC v1.02.013, SHA-2 v1.01 and Toolbox v1.02.013 libraries and with specific IC dedicated software (firmware)

The TOE does not allow any additional applets loading during its operational use.

|  |  |
|--|--|
| <b>Security target Lite for<br/>IDealPass v2.0.1<br/>SAC/EAC Application</b> | Ref.: 2016_2000023040<br>Page: <b>12/141</b> |
|--|--|

### 1.2.4 Product architecture

The Product is embedding two applications:

- NSD (Native Security Domain) Application insures card security during application personalization. This application is not accessible once in Operational Use phase.
- The ICAO application, which is compliant with [R4] [R5] [R6] . The ICAO application may be instantiated several times.

The product does not allow any additional applets loading during its operational use.

The architecture of the IDeal Pass v2.0.1 is given in Figure 1.

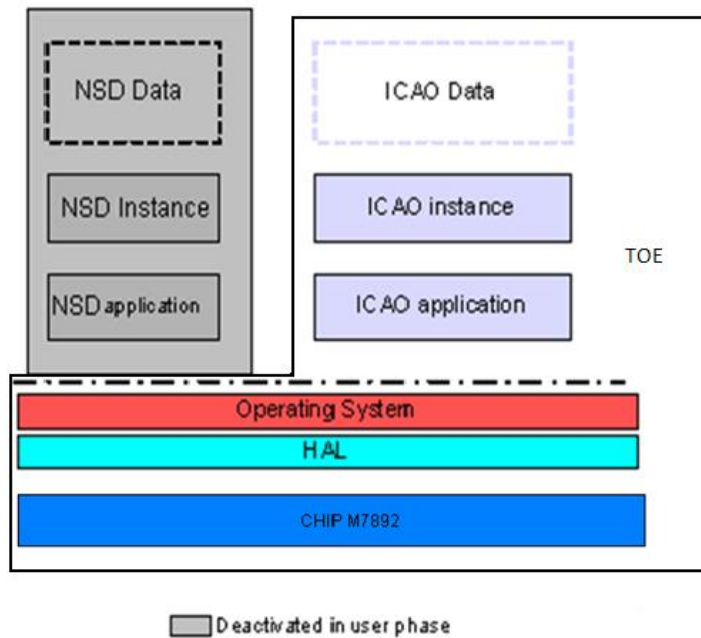


Figure 1: Architecture of the IDeal Pass v2.0.1

**1.2.5 TOE life cycle**

The product’s life cycle is organised as follows:

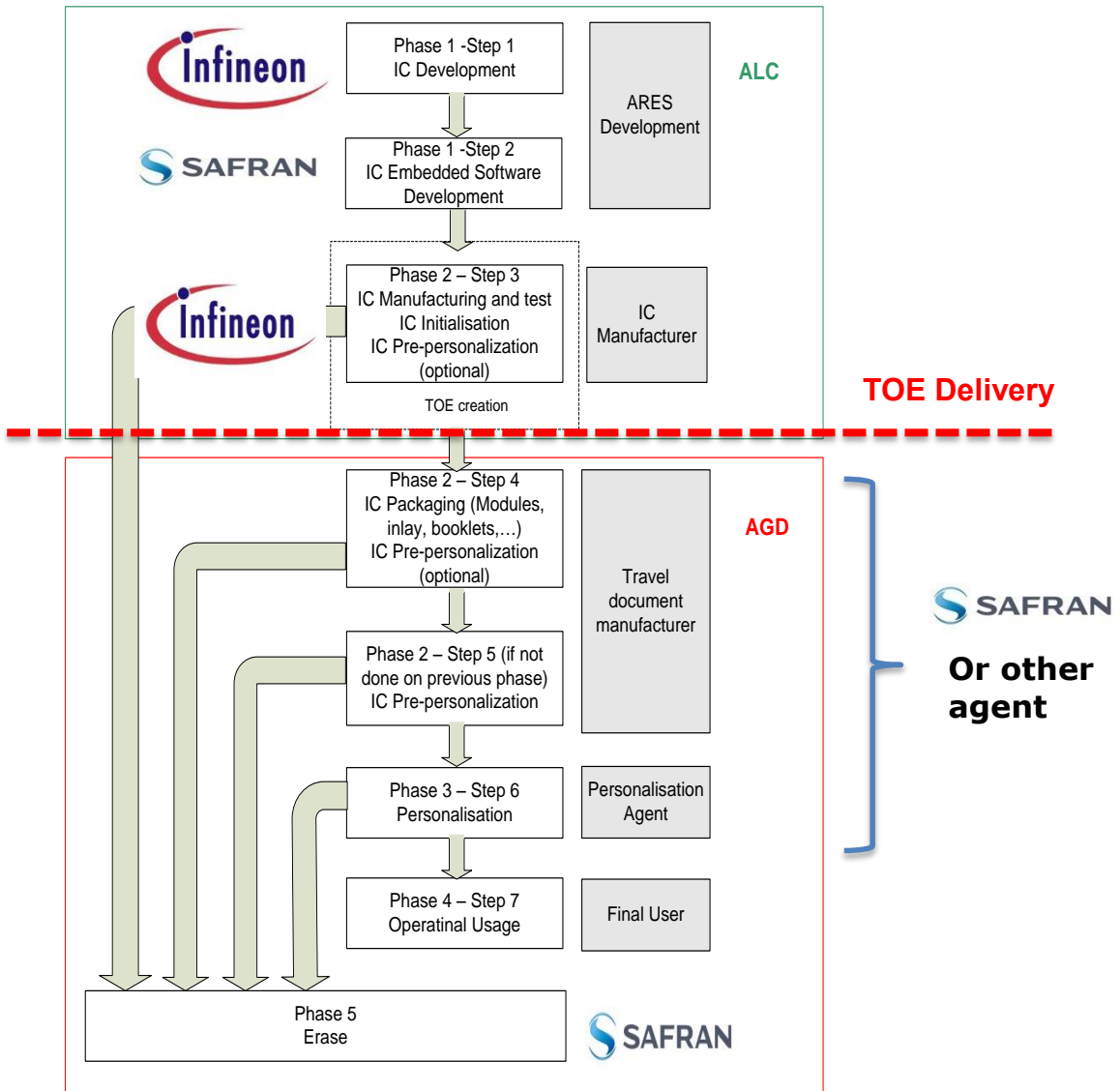


Figure 2: TOE life cycle

The table below presents the TOE role:

| Roles           | Actors   |
|-----------------|----------|
| IC Developer    | Infineon |
| IC Manufacturer | Infineon |

|  |  |
|--|--|
| <b>Security target Lite for<br/>IDealPass v2.0.1<br/>SAC/EAC Application</b> | Ref.: 2016_2000023040<br>Page: <b>14/141</b> |
|--|--|

| Roles                        | Actors  |
|------------------------------|---|
| TOE Developer                | Safran Identity & Security (OSNY-France – Development)<br>Safran Identity & Security (NOIDA-India – Qualification/Testing only) |
| Travel Document Manufacturer | Safran Identity & Security<br>Or another agent  |
| Personalization Agent        | Safran Identity & Security<br>Or another agent  |

The table below presents the Actors following TOE life cycle steps in accordance with the standard smart card life cycle and the Protection Profile lifecycle phases, the TOE delivery point and the coverage:

| Step/Phase          | Actors                       | Sites   | Covered by                             |
|---------------------|------------------------------|---|--|
| Phase 1-Step 1      | Infineon                     | Dresden   | ALC (IC certification)                 |
| Phase 1-Step 2      | Safran Identity & Security   | Osny (development) and<br>Noida (Qualification/Testing) | ALC R&D site<br>ALC Qualification site |
| Phase 2-Step 3      | Infineon                     | Dresden   | ALC (IC certification)                 |
| <b>TOE Delivery</b> |                              |   |  |
| Phase 2-Step 4      | Travel Document Manufacturer |   | AGD_PRE                                |
| Phase 2-Step 5      | Travel Document Manufacturer |   | AGD_PRE                                |
| Phase 3-Step 6      | Personalizer                 |   | AGD_PRE                                |
| Phase 4-Step 7      | End User                     |   | AGD_OPE                                |

The TOE life cycle is described in the following table:

|  |  |
|--|--|
| <b>Security target Lite for<br/>IDealPass v2.0.1<br/>SAC/EAC Application</b> | Ref.: 2016_2000023040<br>Page: <b>15/141</b> |
|--|--|

| Phase Number | Phase name            | Description / Authority  |
|--------------|-----------------------|--|
| 1            | Development           | <p>(Step1) The TOE is developed in phase 1. The IC developer develops the integrated circuit, the IC Dedicated Software and the guidance documentation associated with these TOE components.</p> <p>(Step2) The software developer uses the guidance documentation for the integrated circuit and the guidance documentation for relevant parts of the IC Dedicated Software and develops the IC Embedded Software (operating system), the MRTD application and the guidance documentation associated with these TOE components.</p> <p>The Safran Identity &amp; Security ePassport code is securely delivered directly from the software developer (Safran Identity &amp; Security.) to the IC manufacturer (Infineon).</p>  |
| 2            | Manufacturing         | <p>(Step3) In a first step the TOE integrated circuit is produced containing the MRTD's chip Dedicated Software and the parts of the MRTD's chip Embedded Software in the non-volatile non-programmable memories (FLASH). The IC manufacturer writes the IC Identification Data onto the chip to control the IC as MRTD material during the IC manufacturing and the delivery process to the MRTD manufacturer.</p> <p>The ePassport application code will be integrated in the FLASH memory by the IC manufacturer.</p> <p>(Step 4) is performed by the Personalization Agent and includes but is not limited to the creation of</p> <ul style="list-style-type: none"> <li>(i) the digital MRZ data (EF.DG1),</li> <li>(ii) the digitized portrait (EF.DG2),</li> <li>(iii) the Document security object.</li> </ul> <p>The signing of the Document security object by the Document Signer [R9] finalizes the personalization of the genuine MRTD for the MRTD holder. The personalized MRTD (together with appropriate guidance for TOE use if necessary) is handed over to the MRTD holder for operational use.</p> <p>This Security Target distinguishes between the Personalization Agent as entity known to the TOE and the Document Signer as entity in the TOE IT environment signing the Document security object as described in [R9]. This approach allows but does not enforce the separation of these roles.</p> |
| 3            | Personalization agent | <p>(Step6) The personalization of the MRTD includes</p> <ul style="list-style-type: none"> <li>(i) the survey of the MRTD holder's biographical data,</li> <li>(ii) the enrolment of the MRTD holder biometric reference data (i.e. the digitized portraits and the optional biometric reference data),</li> <li>(iii) the printing of the visual readable data onto the physical MRTD,</li> <li>(iv) (iv) the writing of the TOE User Data and TSF Data into the logical MRTD and</li> <li>(v) configuration of the TSF if necessary.</li> </ul>  |
| 4            | Operational Use       | <p>(Step 7) The TOE is used as MRTD's chip by the traveller and the inspection systems in the "Operational Use" phase. The user data can be read according to the security policy of the Issuing State or Organization and can be used according to the security policy of the Issuing State but they can never be modified</p>  |

|  |  |
|--|--|
| <b>Security target Lite for<br/>IDealPass v2.0.1<br/>SAC/EAC Application</b> | Ref.: 2016_2000023040<br>Page: <b>16/141</b> |
|--|--|

|   |       |  |
|---|-------|--|
| 5 | Erase | The erase function is included into the TOE. The access to this function is granted only and only if Mutual Authentication with Key set n°1 is successful. After the erase all TOE data (Sensitive and non sensitive) are Erased. Infineon Bootloader will be re-activated. The erase function is not accessible after Phase 3 (Operational Usage) |
|---|-------|--|



## 2 Conformance Claims

---

### 2.1 CC Conformance Claim

This security target claims conformance to

- Common Criteria for Information Technology Security Evaluation, Part 1: Introduction and General Model; CCMB-2012-09-001, Version 3.1, Revision 4 [1]
- Common Criteria for Information Technology Security Evaluation, Part 2: Security Functional Components; CCMB-2012-09-002, Version 3.1, Revision 4 [R2]
- Common Criteria for Information Technology Security Evaluation, Part 3: Security Assurance Components; CCMB-2012-09-003, Version 3.1, Revision 4 [R3]

as follows

- Part 2 extended,
- Part 3 conformant.

The

- Common Methodology for Information Technology Security Evaluation, Evaluation Methodology; CCMB-2012-09-004, Version 3.1, Revision 4 [R10] has to be taken into account.

### 2.2 ST Claim

This ST claims strict conformance to

- *Protection Profile Machine Readable Travel Document with "ICAO Application", Extended Access Control with PACE (EAC PP), BSI-CC-PP-0056-V2 MA-02 [R7],*

Since the PP above claim strict conformance to [R16], this ST implicitly also claims strict conformance to:

- *"Machine Readable Travel Document using Standard Inspection Procedure with PACE (PACE PP)", BSI-CC-PP-0068-V2-2011-MA01, Version 1.01, 22.07.2014, [R16].*

The following elements have been added for the optional Active Authentication mechanism according to [R6]:

- Objectives for the TOE:
  - OT.Chip\_Auth\_Proof
- SFRs:
  - FCS\_COP.1/SIG\_GEN
  - FIA\_API.1/AAP
  - FMT\_MTD.1/AAPK

|  |  |
|--|--|
| <b>Security target Lite for<br/>IDealPass v2.0.1<br/>SAC/EAC Application</b> | Ref.: 2016_2000023040<br>Page: <b>18/141</b> |
|--|--|

## 2.3 Package Claim

This ST is conforming to assurance package EAL5 augmented with ALC\_DVS.2 and AVA\_VAN.5 defined in CC part 3 [R3].

## 2.4 Conformance rationale

This ST claims strict conformance to [R7]. [R7] claiming strict conformance to [R16], this ST also claims strict conformance to [R16]. This has the following implications:

1. The TOE type of this ST is the same as the TOE type of the claimed PPs: the Target of Evaluation (TOE) is a smart card programmed according to [R5], [R6] and [R4], and named a travel document as a whole.
2. The security problem definition (SPD) of this ST contains the SPD of the claimed PPs. Hence, the SPD of this ST contains all threats, organizational security policies and assumptions of the claimed PPs.
3. The security objectives for the TOE in this ST include all security objectives for the TOE of the claimed PPs.
4. The security objectives for the operational environment in this ST include all security objectives for the operational environment of the claimed PPs.
5. The security functional requirements (SFRs) specified in this ST include all SFRs specified in the claimed PPs.
6. The security assurance requirements (SARs) specified in this ST (EAL5+) are augmented with ADV\_FSP.5, ADV\_TDS.4, ADV\_INT.2, ALC\_CMS.5, ALC\_TAT.2 and ATE\_DPT.3 compared to the SARs specified in the claimed PP (EAL4+).

## 3 Security problem definition

---

### 3.1 Assets

#### 3.1.1 PP-0056

The assets to be protected by the TOE include the User Data on the travel document's chip, user data transferred between the TOE and the terminal, and travel document tracing data from the claimed EAC PP [R7].

##### 3.1.1.1 Assets listed in PP PACE

Due to strict conformance to PACE PP, this PP also includes all assets listed in [R16], namely the primary assets user data stored on the TOE (object 1), user data transferred between the TOE and the terminal connected (object 2), travel document tracing data (object 3), and the secondary assets accessibility to the TOE functions and data only for authorised subjects (object 4) Genuineness of the TOE (object 5), TOE intrinsic secret cryptographic keys (object 6), TOE intrinsic non secret cryptographic material (object 7), and travel document communication establishment authorisation data (object 8).

##### user data stored on the TOE

All data (being not authentication data) stored in the context of the ePassport application of the travel document as defined in [R4] and being allowed to be read out solely by an authenticated terminal acting as Basic Inspection System with PACE (in the sense of [R4]). This asset covers 'User Data on the MRTD's chip', 'Logical MRTD Data' and 'Sensitive User Data' in [R9].

The generic security properties to be maintained by the current security policy are:

Confidentiality (Though not each data element stored on the TOE represents a secret, the specification [R4] anyway requires securing their confidentiality: only terminals authenticated according to [R4] can get access to the user data stored. They have to be operated according to P.Terminal.)

Integrity

Authenticity

##### user data transferred between the TOE and the terminal connected

The terminal connected is an authority represented by Basic Inspection System with PACE.

All data (being not authentication data) being transferred in the context of the ePassport application of the travel document as defined in [R4] between the TOE and an authenticated terminal acting as Basic Inspection System with PACE (in the sense of [R4]). User data can be received and sent (exchange means receive and send).

The generic security properties to be maintained by the current security policy are:

|  |  |
|--|--|
| <b>Security target Lite for<br/>IDealPass v2.0.1<br/>SAC/EAC Application</b> | Ref.: 2016_2000023040<br>Page: <b>20/141</b> |
|--|--|

Confidentiality (Though not each data element being transferred represents a secret, the specification [R4] anyway requires securing their confidentiality: the secure messaging in encrypt-then-authenticate mode is required for all messages according to [R4])

Integrity

Authenticity

### **travel document tracing data**

Technical information about the current and previous locations of the travel document gathered unnoticeable by the travel document holder recognising the TOE not knowing any PAC E password. TOE tracing data can be provided / gathered.

The generic security property to be maintained by the current security policy is:

Unavailability (it represents a prerequisite for anonymity of the travel document holder)

### **Accessibility to the TOE functions and data only for authorised subjects**

Property of the TOE to restrict access to TSF and TSF-data stored in the TOE to authorised subjects only.

The property to be maintained by the current security policy is:

Availability

### **Genuineness of the TOE**

Property of the TOE to be authentic in order to provide claimed security functionality in a proper way. This asset also covers 'Authenticity of the MRTD's chip' in [R9].

The property to be maintained by the current security policy is:

Availability

### **TOE internal secret cryptographic keys**

Permanently or temporarily stored secret cryptographic material used by the TOE in order to enforce its security functionality.

The properties to be maintained by the current security policy are:

Confidentiality

Integrity

### **TOE internal non-secret cryptographic material**

Permanently or temporarily stored non-secret cryptographic (public) keys and other non-secret material (Document Security Object SOD containing digital signature) used by the TOE in order to enforce its security functionality.

The properties to be maintained by the current security policy are:

Integrity

Authenticity

|  |                                       |
|--|---------------------------------------|
| <b>Security target Lite for<br/>IDealPass v2.0.1<br/>SAC/EAC Application</b> | Ref.: 2016_2000023040<br>Page: 21/141 |
|--|---------------------------------------|

### travel document communication establishment authorisation data

Restricted-revealable (The travel document holder may reveal, if necessary, his or her verification values of CAN and MRZ to an authorised person or device who definitely act according to respective regulations and are trustworthy) authorisation information for a human user being used for verification of the authorisation attempts as authorised user (PACE password). These data are stored in the TOE and are not to be send to it.

The properties to be maintained by the current security policy are:

- Confidentiality

- Integrity

#### *Application note:*

Since the travel document does not support any secret travel document holder authentication data and the latter may reveal, if necessary, his or her verification values of the PACE password to an authorised person or device, a successful PACE authentication of a terminal does not unambiguously mean that the travel document holder is using TOE.

The travel document communication establishment authorisation data are represented by two different entities: (i) reference information being persistently stored in the TOE and (ii) verification information being provided as input for the TOE by a human user as an authorisation attempt. The TOE shall secure the reference information as well as 'together with the terminal connected (the input device of the terminal)' the verification information in the 'TOE - terminal' channel, if it has to be transferred to the TOE. Please note that PACE passwords are not to be send to the TOE.

### 3.1.1.2 Additional Assets

#### Logical travel document sensitive User Data

Sensitive biometric reference data (EF.DG3, EF.DG4)

#### *Application note:*

Due to interoperability reasons the 'ICAO Doc 9303' [R6] requires that Basic Inspection Systems may have access to logical travel document data DG1, DG2, DG5 to DG16. The TOE is not in certified mode, if it is accessed using BAC [R6]. Note that the BAC mechanism cannot resist attacks with high attack potential (cf. [R8]). If supported, it is therefore recommended to used PACE instead of BAC. *If nevertheless BAC has to be used, it is recommended to perform Chip Authentication v.1 before getting access to data (except DG14), as this mechanism is resistant to high potential attacks*

#### Authenticity of the travel document's chip

The authenticity of the travel document's chip personalised by the issuing State or Organisation for the travel document holder is used by the traveller to prove his possession of a genuine travel document.

|  |  |
|--|--|
| <b>Security target Lite for<br/>IDealPass v2.0.1<br/>SAC/EAC Application</b> | Ref.: 2016_2000023040<br>Page: <b>22/141</b> |
|--|--|

## 3.2 Users / Subjects

### 3.2.1 PP-0056

This protection profile considers the following subjects additionally to those defined in PACE PP [R16]:

#### 3.2.1.1 Subjects listed in PP PACE

This PP includes all subjects from the PACE Protection Profile [R16], namely Manufacturer, Personalisation Agent, Basic Inspection System (with PACE), Document Signer (DS), and Country Signing Certification Authority (CSCA), Travel Document Holder and Travel Document Presenter (traveller).

#### Manufacturer

Generic term for the IC Manufacturer producing integrated circuit and the travel document Manufacturer completing the IC to the travel document. The Manufacturer is the default user of the TOE during the manufacturing life cycle phase. The TOE itself does not distinguish between the IC Manufacturer and travel document Manufacturer using this role Manufacturer. This entity is commensurate with 'Manufacturer' in [R9].

#### Personalisation Agent

An organisation acting on behalf of the travel document Issuer to personalise the travel document for the travel document holder by some or all of the following activities: (i) establishing the identity of the travel document holder for the biographic data in the travel document, (ii) enrolling the biometric reference data of the travel document holder, (iii) writing a subset of these data on the physical travel document (optical personalisation) and storing them in the travel document (electronic personalisation) for the travel document holder as defined in [R6], (iv) writing the document details data, (v) writing the initial TSF data, (vi) signing the Document Security Object defined in [R6] (in the role of DS). Please note that the role 'Personalisation Agent' may be distributed among several institutions according to the operational policy of the travel document Issuer. This entity is commensurate with 'Personalisation agent' in [R9].

#### Basic Inspection System with BIS-PACE

A technical system being used by an inspecting authority (concretely, by a control officer) and verifying the travel document presenter as the travel document holder (for ePassport: by comparing the real biometric data (face) of the travel document presenter with the stored biometric data (DG2) of the travel document holder). BIS-PACE implements the terminal's part of the PACE protocol and authenticates itself to the travel document using a shared password (PACE password) and supports Passive Authentication.

|  |  |
|--|--|
| <b>Security target Lite for<br/>IDealPass v2.0.1<br/>SAC/EAC Application</b> | Ref.: 2016_2000023040<br>Page: <b>23/141</b> |
|--|--|

### **Document Signer**

It is also called DS. An organisation enforcing the policy of the CSCA and signing the Document Security Object stored on the travel document for passive authentication. A Document Signer is authorised by the national CSCA issuing the Document Signer Certificate (CDS), see [R6]. This role is usually delegated to a Personalisation Agent.

### **Country Signing Certification Authority**

It is also called CSCA. An organisation enforcing the policy of the travel document Issuer with respect to confirming correctness of user and TSF data stored in the travel document. The CSCA represents the country specific root of the PKI for the travel document and creates the Document Signer Certificates within this PKI. The CSCA also issues the self-signed CSCA Certificate (CCSCA) having to be distributed by strictly secure diplomatic means, see. [R6], 5.5.1.

### **travel document holder**

A person for whom the travel document Issuer has personalised the travel document (i.e. this person is uniquely associated with a concrete electronic Passport). This entity is commensurate with 'MRTD Holder' in [R9]. Please note that a travel document holder can also be an attacker (see below).

### **travel document presenter**

It represents the traveler. A person presenting the travel document to a terminal (in the sense of [R4]) and claiming the identity of the travel document holder. This external entity is commensurate with 'Traveller' in [R9]. Please note that a travel document presenter can also be an attacker (see below).

## **3.2.1.2 Additional Subjects**

### **Country Verifying Certification Authority**

The Country Verifying Certification Authority (CVCA) enforces the privacy policy of the issuing State or Organisation with respect to the protection of sensitive biometric reference data stored in the travel document. The CVCA represents the country specific root of the PKI of Inspection Systems and creates the Document Verifier Certificates within this PKI. The updates of the public key of the CVCA are distributed in the form of Country Verifying CA Link-Certificates.

### **Document Verifier**

The Document Verifier (DV) enforces the privacy policy of the receiving State with respect to the protection of sensitive biometric reference data to be handled by the Extended Inspection Systems. The Document Verifier manages the authorization of the Extended Inspection Systems for the sensitive data of the travel document in the limits provided by the issuing States or Organisations in the form of the Document Verifier Certificates. Terminal



## Terminal

A terminal is any technical system communicating with the TOE either through the contact interface or through the contactless interface.

## Inspection system (IS)

It also called IS. A technical system used by the border control officer of the receiving State (i) examining an travel document presented by the traveller and verifying its authenticity and (ii) verifying the traveller as travel document holder.

The Extended Inspection System (EIS) performs the Advanced Inspection Procedure and therefore (i) contains a terminal for the communication with the travel document's chip, (ii) implements the terminals part of PACE and/or BAC; (iii) gets the authorization to read the logical travel document either under PACE or BAC by optical reading the travel document providing this information. (iv) implements the Terminal Authentication and Chip Authentication Protocols both Version 1 according to [R5] and (v) is authorized by the issuing State or Organisation through the Document Verifier of the receiving State to read the sensitive biometric reference data. Security attributes of the EIS are defined by means of the Inspection System Certificates. BAC may only be used if supported by the TOE. If both PACE and BAC are supported by the TOE and the BIS, PACE must be used.

*Application note:*

For definition of **Basic Inspection System (BIS)** resp. Basic Inspection System with PACE (BIS-PACE) see PACE PP [R16].

## Attacker

Additionally to the definition from PACE PP [R16], chap 3.1 the definition of an attacker is refined as followed: A threat agent trying (i) to manipulate the logical travel document without authorization, (ii) to read sensitive biometric reference data (i.e. EF.DG3, EF.DG4), (iii) to forge a genuine travel document, or (iv) to trace a travel document.

*Application note:*

An impostor is attacking the inspection system as TOE IT environment independent on using a genuine, counterfeit or forged travel document. Therefore the impostor may use results of successful attacks against the TOE but the attack itself is not relevant for the TOE.

## 3.3 Threats

### 3.3.1 PP-0056

This section describes the threats to be averted by the TOE independently or in collaboration environment and the assets stored in or protected by the TOE.

The TOE in collaboration with its IT environment shall avert the threats as specified below.



### 3.3.1.1 Threats listed in PP PACE

This PP includes all threats from the PACE PP [R16], chap 3.2, namely T.Skimming, T.Eavesdropping, T.Tracing, T.Abuse-Func, T.Information\_Leakage, T.Phys-Tamper, T.Forgery and T.Malfunction.

T.Forgery from the PACE PP [R16] shall be extended by the Extended Inspection System additionally to the PACE authenticated BIS-PACE being outsmarted by the attacker.

#### T.Skimming

##### **Skimming travel document / Capturing Card-Terminal Communication**

Adverse action: An attacker imitates an inspection system in order to get access to the **user data stored on or transferred between the TOE and the inspecting authority connected** via the contactless/contact interface of the TOE.

Threat agent: having high attack potential, cannot read and does not know the correct value of the shared password (PACE password) in advance.

Asset: confidentiality of logical travel documentdata

*Application note:*

A product using BIS-BAC cannot avert this threat in the context of the security policy defined in this PP.

MRZ is printed and CAN is printed or stuck on the travel document. Please note that neither CAN nor MRZ effectively represent secrets, but are restricted-revealable, cf. OE.Travel\_Document\_Holder.

#### T.Eavesdropping

##### **Eavesdropping on the communication between the TOE and the PACE terminal**

Adverse action: An attacker is listening to the communication between the travel document and the PACE authenticated BIS-PACE in order to gain the *user data transferred between the TOE and the terminal connected*.

Threat agent: having high attack potential, cannot read and does not know the correct value of the shared password (PACE password) in advance.

Asset: confidentiality of logical travel documentdata

*Application note:*

A product using BIS-BAC cannot avert this threat in the context of the security policy defined in this PP.

#### T.Tracing

##### **Tracing travel document**

Adverse action: An attacker tries to gather *TOE tracing data* (i.e. to trace the movement of the travel document) unambiguously identifying it remotely by establishing or listening to a communication via the contactless/contact interface of the TOE.

|  |  |
|--|--|
| <b>Security target Lite for<br/>IDealPass v2.0.1<br/>SAC/EAC Application</b> | Ref.: 2016_2000023040<br>Page: <b>26/141</b> |
|--|--|

Threat agent: having high attack potential, cannot read and does not know the correct value of the shared password (PACE password) in advance.

Asset: privacy of the travel document holder

*Application note:*

This Threat completely covers and extends 'T.Chip-ID' from BAC PP [R9].

A product using BAC (whatever the type of the inspection system is: BIS-BAC) cannot avert this threat in the context of the security policy defined in this PP.

## T.Forgery

### Forgery of Data

Adverse action: An attacker fraudulently alters the *User Data or/and TSF-data stored on the travel document or/and exchanged between the TOE and the terminal connected* in order to outsmart the PACE authenticated BIS-PACE by means of changed travel document holder's related reference data (like biographic or biometric data). The attacker does it in such a way that the terminal connected perceives these modified data as authentic one.

Threat agent: having high attack potential

Asset: integrity of the travel document

*Application note:*

T.Forgery shall be extended by the Extended Inspection System additionally to the PACE authenticated BIS-PACE being outsmarted by the attacker.

## T.Abuse-Func

### Abuse of Functionality

Adverse action: An attacker may use functions of the TOE which shall not be used in TOE operational phase in order (i) to manipulate or to disclose the *User Data stored in the TOE*, (ii) to manipulate or to disclose the *TSF-data stored in the TOE* or (iii) to manipulate (bypass, deactivate or modify) *soft-coded security functionality of the TOE*. This threat addresses the misuse of the functions for the initialisation and personalisation in the operational phase after delivery to the travel document holder.

Threat agent: having high attack potential, being in possession of one or more legitimate travel documents

Asset: integrity and authenticity of the travel document, availability of the functionality of the travel document

*Application note:*

Details of the relevant attack scenarios depend, for instance, on the capabilities of the test features provided by the IC Dedicated Test Software being not specified here.

## T.Information\_Leakage

### Information Leakage from travel document

Adverse action: An attacker may exploit information leaking from the TOE during its usage in order to disclose confidential *User Data or/and TSF-data stored on the travel document or/and exchanged between the TOE and the*

|  |                                       |
|--|---------------------------------------|
| <b>Security target Lite for<br/>IDealPass v2.0.1<br/>SAC/EAC Application</b> | Ref.: 2016_2000023040<br>Page: 27/141 |
|--|---------------------------------------|

*terminal connected*. The information leakage may be inherent in the normal operation or caused by the attacker.

Threat agent: having high attack potential.

Asset: confidentiality of User Data and TSF-data of the travel document

*Application note:*

Leakage may occur through emanations, variations in power consumption, I/O characteristics, clock frequency, or by changes in processing time requirements. This leakage may be interpreted as a covert channel transmission, but is more closely related to measurement of operating parameters which may be derived either from measurements of the contactless interface (emanation) or direct measurements (by contact to the chip still available even for a contactless chip) and can then be related to the specific operation being performed. Examples are Differential Electromagnetic Analysis (DEMA) and Differential Power Analysis (DPA). Moreover the attacker may try actively to enforce information leakage by fault injection (e.g. Differential Fault Analysis).

## T.Phys-Tamper

### Physical Tampering

Adverse action: An attacker may perform physical probing of the travel document in order (i) to disclose the TSF-data, or (ii) to disclose/reconstruct the TOE's Embedded Software. An attacker may physically modify the travel document in order to alter (I) its security functionality (hardware and software part, as well), (ii) the User Data or the TSF-data stored on the travel document.

Threat agent: having high attack potential, being in possession of one or more legitimate travel documents.

Asset: integrity and authenticity of the travel document, availability of the functionality of the travel document, confidentiality of User Data and TSF-data of the travel document

*Application note:*

Physical tampering may be focused directly on the disclosure or manipulation of the user data (e.g. the biometric reference data for the inspection system) or the TSF data (e.g. authentication key of the travel document) or indirectly by preparation of the TOE to following attack methods by modification of security features (e.g. to enable information leakage through power analysis). Physical tampering requires a direct interaction with the travel document's internals. Techniques commonly employed in IC failure analysis and IC reverse engineering efforts may be used. Before that, hardware security mechanisms and layout characteristics need to be identified. Determination of software design including treatment of the user data and the TSF data may also be a pre-requisite. The modification may result in the deactivation of a security function. Changes of circuitry or data can be permanent or temporary.

## T.Malfunction

### Malfunction due to Environmental Stress

Adverse action: An attacker may cause a malfunction the travel document's hardware and Embedded Software by applying environmental stress in order to

(i) deactivate or modify security features or functionality of the TOE hardware or to (ii) circumvent, deactivate or modify security functions of the TOE's Embedded Software. This may be achieved e.g. by operating the travel document outside the normal operating conditions, exploiting errors in the travel document's Embedded Software or misusing administrative functions. To exploit these vulnerabilities an attacker needs information about the functional operation.

Threat agent: having high attack potential, being in possession of one or more legitimate travel documents, having information about the functional operation

Asset: integrity and authenticity of the travel document, availability of the functionality of the travel document, confidentiality of User Data and TSF-data of the travel document

*Application note:*

A malfunction of the TOE may also be caused using a direct interaction with elements on the chip surface. This is considered as being a manipulation (refer to the threat T.Phys-Tamper) assuming a detailed knowledge about TOE's internals.

### **3.3.1.2 Additional Threats**

#### **T.Read\_Sensitive\_Data**

##### **Read the sensitive biometric reference data**

Adverse action: An attacker tries to gain the sensitive biometric reference data through the communication interface of the travel document's chip. The attack T.Read\_Sensitive\_Data is similar to the threat T.Skimming (cf. [R8]) in respect of the attack path (communication interface) and the motivation (to get data stored on the travel document's chip) but differs from those in the asset under the attack (sensitive biometric reference data vs. digital MRZ, digitized portrait and other data), the opportunity (i.e. knowing the PACE Password) and therefore the possible attack methods. Note, that the sensitive biometric reference data are stored only on the travel document's chip as private sensitive personal data whereas the MRZ data and the portrait are visually readable on the physical part of the travel document as well.

Threat agent: having high attack potential, knowing the PACE Password, being in possession of a legitimate travel document.

Asset: confidentiality of logical travel document sensitive user data (i.e. biometric reference)

#### **T.Counterfeit**

##### **Counterfeit of travel document chip data**

Adverse action: An attacker with high attack potential produces an unauthorized copy or reproduction of a genuine travel document's chip to be used as part of a counterfeit travel document. This violates the authenticity of the travel document's chip used for authentication of a traveller by possession of a travel document. The attacker may generate a new data set or extract completely or partially the data from a genuine travel document's chip and copy them to another appropriate chip to imitate this genuine travel document's chip.

|  |  |
|--|--|
| <b>Security target Lite for<br/>IDealPass v2.0.1<br/>SAC/EAC Application</b> | Ref.: 2016_2000023040<br>Page: <b>29/141</b> |
|--|--|

Threat agent: having high attack potential, being in possession of one or more legitimate travel documents.

Asset: authenticity of user data stored on the TOE

*Application note:*

Since the Standard Inspection Procedure does not support any unique-secret-based authentication of the travel document's chip (no Chip Authentication or Active Authentication), a threat like T.Counterfeit (counterfeiting travel document) cannot be averted by the current TOE. T.Counterfeit might be formulated like: 'An attacker produces an unauthorised copy or reproduction of a genuine travel document to be used as part of a counterfeit Passport: he or she may generate a new data set or extract completely or partially the data from a genuine travel document and copy them on another functionally appropriate chip to imitate this genuine travel document. This violates the authenticity of the travel document being used for authentication of an travel document presenter as the travel document holder'.

## 3.4 Organisational Security Policies

### 3.4.1 PP-0056

The TOE shall comply with the following Organisational Security Policies (OSP) as security rules, procedures, practices, or guidelines imposed by an organisation upon its operations (see CC part 1, sec. 3.2).

#### 3.4.1.1 OSP listed in PP PACE

This PP includes all OSPs from the PACE PP [R16], chap 3.3, namely P.Pre-Operational, P.Card\_PKI, P.Trustworthy\_PKI, P.Manufact and P.Terminal.

#### **P.Manufact**

##### **Manufacturing of the travel document's chip**

The Initialization Data are written by the IC Manufacturer to identify the IC uniquely. The travel document Manufacturer writes the Pre-personalisation Data which contains at least the Personalisation Agent Key.

#### **P.Pre-Operational**

##### **Pre-operational handling of the travel document**

- 1)The travel document Issuer issues the travel document and approves it using the terminals complying with all applicable laws and regulations.
- 2)The travel document Issuer guarantees correctness of the user data (amongst other of those, concerning the travel document holder) and of the TSF-data permanently stored in the TOE.
- 3)The travel document Issuer uses only such TOE's technical components (IC) which enable traceability of the travel documents in their manufacturing and issuing life cycle phases, i.e. **before** they are in the operational phase.

4.)If the travel document Issuer authorises a Personalisation Agent to personalise the travel document for travel document holders, the travel document Issuer has to ensure that the Personalisation Agent acts in accordance with the travel document Issuer's policy.

## **P.Card\_PKI**

### **PKI for Passive Authentication (issuing branch)**

1)The travel document Issuer shall establish a public key infrastructure for the passive authentication, i.e. for digital signature creation and verification for the travel document. For this aim, he runs a Country Signing Certification Authority (CSCA). The travel document Issuer shall publish the CSCA Certificate (C.CSCA).

2)The CSCA shall securely generate, store and use the CSCA key pair. The CSCA shall keep the CSCA Private Key secret and issue a self-signed CSCA Certificate (C.CSCA) having to be made available to the travel document Issuer by strictly secure means, see [R6], 5.5.1. The CSCA shall create the Document Signer Certificates for the Document Signer Public Keys (C.DS) and make them available to the travel document Issuer, see [R6], 5.5.1.

3)A Document Signer shall (i) generate the Document Signer Key Pair, (ii) hand over the Document Signer Public Key to the CSCA for certification, (iii) keep the Document Signer Private Key secret and (iv) securely use the Document Signer Private Key for signing the Document Security Objects of travel documents.

#### *Application note:*

The given description states the responsibilities of involved parties and represents the logical, but not the physical structure of the PKI. Physical distribution ways shall be implemented by the involved parties in such a way that all certificates belonging to the PKI are securely distributed / made available to their final destination, e.g. by using directory services.

## **P.Trustworthy\_PKI**

### **Trustworthiness of PKI**

The CSCA shall ensure that it issues its certificates exclusively to the rightful organisations (DS) and DSs shall ensure that they sign exclusively correct Document Security Objects to be stored on the travel document.

## **P.Terminal**

### **Abilities and trustworthiness of terminals**

The Basic Inspection Systems with PACE (BIS-PACE) shall operate their terminals as follows:

1)The related terminals (basic inspection system, cf. above) shall be used by terminal operators and by travel document holders as defined in [R6].

2)They shall implement the terminal parts of the PACE protocol [R4], of the Passive Authentication [R6] and use them in this order (This order is commensurate with [R4]). The PACE terminal shall use randomly and (almost) uniformly selected nonces, if required by the protocols (for generating ephemeral keys for Diffie-Hellmann).



|  |  |
|--|--|
| <b>Security target Lite for<br/>IDealPass v2.0.1<br/>SAC/EAC Application</b> | Ref.: 2016_2000023040<br>Page: <b>31/141</b> |
|--|--|

3.)The related terminals need not to use any own credentials.

4.)They shall also store the Country Signing Public Key and the Document Signer Public Key (in form of C.CSCA and C.DS) in order to enable and to perform Passive Authentication (determination of the authenticity of data groups stored in the travel document, [R6]).

5) The related terminals and their environment shall ensure confidentiality and integrity of respective data handled by them (e.g. confidentiality of PACE passwords, integrity of PKI certificates, etc.), where it is necessary for a secure operation of the TOE according to the current PP.

### **3.4.1.2 Additional OSPs**

#### **P.Sensitive\_Data**

##### **Privacy of sensitive biometric reference data**

The biometric reference data of finger(s) (EF.DG3) and iris image(s) (EF.DG4) are sensitive private personal data of the travel document holder. The sensitive biometric reference data can be used only by inspection systems which are authorized for this access at the time the travel document is presented to the inspection system (Extended Inspection Systems). The issuing State or Organisation authorizes the Document Verifiers of the receiving States to manage the authorization of inspection systems within the limits defined by the Document Verifier Certificate. The travel document's chip shall protect the confidentiality and integrity of the sensitive private personal data even during transmission to the Extended Inspection System after Chip Authentication Version 1.

#### **P.Personalisation**

##### **Personalisation of the travel document by issuing State or Organisation only**

The issuing State or Organisation guarantees the correctness of the biographical data, the printed portrait and the digitized portrait, the biometric reference data and other data of the logical travel document with respect to the travel document holder. The personalisation of the travel document for the holder is performed by an agent authorized by the issuing State or Organisation only.

## **3.5 Assumptions**

### **3.5.1 PP-0056**

The assumptions describe the security aspects of the environment in which the TOE will be used or is intended to be used.

#### **3.5.1.1 Assumptions listed in PP PACE**

This PP includes the assumption from the PACE PP [R16], chap 3.4, namely A.Passive\_Auth.

## A.Passive\_Auth

**PKI for Passive Authentication** The issuing and receiving States or Organisations establish a public key infrastructure for passive authentication i.e. digital signature creation and verification for the logical travel document. The issuing State or Organisation runs a Certification Authority (CA) which securely generates, stores and uses the Country Signing CA Key pair. The CA keeps the Country Signing CA Private Key secret and is recommended to distribute the Country Signing CA Public Key to ICAO, all receiving States maintaining its integrity. The Document Signer (i) generates the Document Signer Key Pair, (ii) hands over the Document Signer Public Key to the CA for certification, (iii) keeps the Document Signer Private Key secret and (iv) uses securely the Document Signer Private Key for signing the Document Security Objects of the travel documents. The CA creates the Document Signer Certificates for the Document Signer Public Keys that are distributed to the receiving States and Organisations. It is assumed that the Personalisation Agent ensures that the Document Security Object contains only the hash values of genuine user data according to [R6].

### 3.5.1.2 Additional Assumptions

#### A.Insp\_Sys

**Inspection Systems for global interoperability** The Extended Inspection System (EIS) for global interoperability (i) includes the Country Signing CA Public Key and (ii) implements the terminal part of PACE [R4] and/or BAC [R8]. BAC may only be used if supported by the TOE. If both PACE and BAC are supported by the TOE and the IS, PACE must be used. The EIS reads the logical travel document under PACE or BAC and performs the Chip Authentication v.1 to verify the logical travel document and establishes secure messaging. EIS supports the Terminal Authentication Protocol v.1 in order to ensure access control and is authorized by the issuing State or Organisation through the Document Verifier of the receiving State to read the sensitive biometric reference data.

**Justification:** The assumption A.Insp\_Sys does not confine the security objectives of the [R16] as it repeats the requirements of P.Terminal and adds only assumptions for the Inspection Systems for handling the the EAC functionality of the TOE.

#### A.Auth\_PKI

**PKI for Inspection Systems** The issuing and receiving States or Organisations establish a public key infrastructure for card verifiable certificates of the Extended Access Control. The Country Verifying Certification Authorities, the Document Verifier and Extended Inspection Systems hold authentication key pairs and certificates for their public keys encoding the access control rights. The Country Verifying Certification Authorities of the issuing States or Organisations are signing the certificates of the Document Verifier and the Document Verifiers are signing the certificates of the Extended Inspection Systems of the receiving States or Organisations. The issuing States or



|  |  |
|--|--|
| <b>Security target Lite for<br/>IDealPass v2.0.1<br/>SAC/EAC Application</b> | Ref.: 2016_2000023040<br>Page: <b>33/141</b> |
|--|--|

Organisations distribute the public keys of their Country Verifying Certification Authority to their travel document's chip.

**Justification:** This assumption only concerns the EAC part of the TOE. The issuing and use of card verifiable certificates of the Extended Access Control is neither relevant for the PACE part of the TOE nor will the security objectives of the [R16] be restricted by this assumption. For the EAC functionality of the TOE the assumption is necessary because it covers the pre-requisite for performing the Terminal Authentication Protocol Version 1.

## 4 Security Objectives

---

### 4.1 Security Objectives for the TOE

#### 4.1.1 PP-0056

This section describes the security objectives for the TOE addressing the aspects of identified threats to be countered by the TOE and organisational security policies to be met by the TOE.

##### 4.1.1.1 Security Objectives listed in PP PACE

This PP includes all Security Objectives for the TOE from the PACE PP [R16], chap 4.1, namely OT.Data\_Integrity, OT.Data\_Authenticity, OT.Data\_Confidentiality, OT.Tracing, OT.Prot\_Abuse-Func, OT.Prof\_Inf\_Leak, OT.Prot\_Phys-Tamper, OT.Identification, OT.AC\_Pers and OT.Prot\_Malfunction.

#### OT.Data\_Integrity

##### Integrity of Data

The TOE must ensure integrity of the User Data and the TSF-data (where appropriate) stored on it by protecting these data against unauthorised modification (physical manipulation and unauthorised modifying).The TOE must ensure integrity of the User Data and the TSF-data during their exchange between the TOE and the terminal connected (and represented by PACE authenticated BIS-PACE) after the PACE Authentication.

#### OT.Data\_Confidentiality

##### Confidentiality of Data

The TOE must ensure confidentiality of the User Data and the TSF-data (where appropriate) by granting read access only to the PACE authenticated BIS-PACE connected.The TOE must ensure confidentiality of the User Data and the TSF-data during their exchange between the TOE and the terminal connected (and represented by PACE authenticated BIS-PACE) after the PACE Authentication.

#### OT.Tracing

##### Tracing travel document

The TOE must prevent gathering TOE tracing data by means of unambiguous identifying the travel document remotely through establishing or listening to a communication via the contactless/contact interface of the TOE without knowledge of the correct values of shared passwords (PACE passwords) in advance.

|  |  |
|--|--|
| <b>Security target Lite for<br/>IDealPass v2.0.1<br/>SAC/EAC Application</b> | Ref.: 2016_2000023040<br>Page: <b>35/141</b> |
|--|--|

*Application note:*

Application note 21: Since the Standard Inspection Procedure does not support any unique-secret-based authentication of the travel document's chip (no Chip Authentication), a security objective like OT.Chip\_Auth\_Proof (proof of travel document authenticity) cannot be achieved by the current TOE.

## **OT.Prot\_Abuse-Func**

### **Protection against Abuse of Functionality**

The TOE must prevent that functions of the TOE, which may not be used in TOE operational phase, can be abused in order (i) to manipulate or to disclose the User Data stored in the TOE, (ii) to manipulate or to disclose the TSF-data stored in the TOE, (iii) to manipulate (bypass, deactivate or modify) soft-coded security functionality of the TOE.

## **OT.Prot\_Inf\_Leak**

### **Protection against Information Leakage**

The TOE must provide protection against disclosure of confidential User Data or/and TSF-data stored and/or processed by the travel document

- by measurement and analysis of the shape and amplitude of signals or the time between events found by measuring signals on the electromagnetic field, power consumption, clock, or I/O lines,

- by forcing a malfunction of the TOE and/or

- by a physical manipulation of the TOE.

*Application note:*

*Application note 22:* This objective pertains to measurements with subsequent complex signal processing due to normal operation of the TOE or operations enforced by an attacker.

## **OT.Prot\_Phys-Tamper**

### **Protection against Physical Tampering**

The TOE must provide protection of confidentiality and integrity of the User Data, the TSF-data and the travel document's Embedded Software by means of

- measuring through galvanic contacts representing a direct physical probing on the chip's surface except on pads being bonded (using standard tools for measuring voltage and current) or

- measuring not using galvanic contacts, but other types of physical interaction between electrical charges (using tools used in solid-state physics research and IC failure analysis),

- manipulation of the hardware and its security functionality, as well as

- controlled manipulation of memory contents (User Data, TSF-data) with a prior

- reverse-engineering to understand the design and its properties and functionality.

## **OT.Prot\_Malfunction**

### **Protection against Malfunctions**

|  |  |
|--|--|
| <b>Security target Lite for<br/>IDealPass v2.0.1<br/>SAC/EAC Application</b> | Ref.: 2016_2000023040<br>Page: <b>36/141</b> |
|--|--|

The TOE must ensure its correct operation. The TOE must prevent its operation outside the normal operating conditions where reliability and secure operation have not been proven or tested. This is to prevent functional errors in the TOE. The environmental conditions may include external energy (esp. electromagnetic) fields, voltage (on any contacts), clock frequency or temperature. The following TOE security objectives address the aspects of identified threats to be countered *involving TOE's environment*.

## **OT.Identification**

### **Identification of the TOE**

The TOE must provide means to store Initialisation (amongst other, IC Identification data) and Pre-Personalisation Data in its non-volatile memory. The Initialisation Data must provide a unique identification of the IC during the manufacturing and the card issuing life cycle phases of the travel document. The storage of the Pre-Personalisation data includes writing of the Personalisation Agent Key(s).

## **OT.Data\_Authenticity**

### **Authenticity of Data**

The TOE must ensure authenticity of the User Data and the TSF-data (where appropriate), stored on it by enabling verification of their authenticity at the terminal-side (verification of SO.D). The TOE must ensure authenticity of the User Data and the TSF-data during their exchange between the TOE and the terminal connected (and represented by PACE authenticated BIS-PACE) after the PACE Authentication. It shall happen by enabling such a verification at the terminal-side (at receiving by the terminal) and by an active verification by the TOE itself (at receiving by the TOE, secure messaging after the PACE authentication, see also [R4]).

## **OT.AC\_Pers**

### **Access Control for Personalisation of logical MRTD**

The TOE must ensure that the logical travel document data in EF.DG1 to EF.DG16, the Document Security Object according to LDS [R6] and the TSF data can be written by authorized Personalisation Agents only. The logical travel document data in EF.DG1 to EF.DG16 and the TSF data may be written only during and cannot be changed after personalisation of the document.

The authentication of the terminal as Personalisation Agent shall be performed by TSF according to SFR FIA\_UAU.4/PACE and FIA\_UAU.5/PACE. If the Personalisation Terminal want to authenticate itself to the TOE by means of the Terminal Authentication Protocol v.1 (after Chip Authentication v.1) with the Personalisation Agent Keys the TOE will use TSF according to the FCS\_RND.1 (for the generation of the challenge), FCS\_CKM.1/CA (for the derivation of the new session keys after Chip Authentication v.1), and FCS\_COP.1/CA\_ENC and FCS\_COP.1/CA\_MAC (for the ENC\_MAC\_Mode secure messaging), FCS\_COP.1/SIG\_VER (as part of the Terminal Authentication Protocol v.1) and FIA\_UAU.6/EAC (for the re-authentication). If the Personalisation Terminal wants to authenticate itself to the TOE by means of the Authentication

|  |  |
|--|--|
| <b>Security target Lite for<br/>IDealPass v2.0.1<br/>SAC/EAC Application</b> | Ref.: 2016_2000023040<br>Page: <b>37/141</b> |
|--|--|

Mechanism with Personalisation Agent Key the TOE will use TSF according to the FCS\_RND.1 (for the generation of the challenge) and FCS\_COP.1/CA\_ENC (to verify the authentication attempt). The session keys are destroyed according to FCS\_CKM.4 after use.

*Application note:*

*Application note 23:* The OT.AC\_Pers implies that the data of the LDS groups written during personalisation for travel document holder (at least EF.DG1 and EF.DG2) can not be changed using write access after personalisation.

#### 4.1.1.2 Additional Security Objectives

##### OT.Sens\_Data\_Conf

###### **Confidentiality of sensitive biometric reference data**

The TOE must ensure the confidentiality of the sensitive biometric reference data (EF.DG3 and EF.DG4) by granting read access only to authorized Extended Inspection Systems. The authorization of the inspection system is drawn from the Inspection System Certificate used for the successful authentication and shall be a non-strict subset of the authorization defined in the Document Verifier Certificate in the certificate chain to the Country Verifier Certification Authority of the issuing State or Organisation. The TOE must ensure the confidentiality of the logical travel document data during their transmission to the Extended Inspection System. The confidentiality of the sensitive biometric reference data shall be protected against attacks with high attack potential.

##### OT.Chip\_Auth\_Proof

###### **Proof of the travel document's chip authenticity**

The TOE must support the Inspection Systems to verify the identity and authenticity of the travel document's chip as issued by the identified issuing State or Organisation by means of the Chip Authentication Version 1 as defined in [R5]. The authenticity proof provided by travel document's chip shall be protected against attacks with high attack potential.

*Application note:*

The OT.Chip\_Auth\_Proof implies the travel document's chip to have (i) a unique identity as given by the travel document's Document Number, (ii) a secret to prove its identity by knowledge i.e. a private authentication key as TSF data. The TOE shall protect this TSF data to prevent their misuse. The terminal shall have the reference data to verify the authentication attempt of travel document's chip i.e. a certificate for the Chip Authentication Public Key that matches the Chip Authentication Private Key of the travel document's chip. This certificate is provided by (i) the Chip Authentication Public Key (EF.DG14) in the LDS defined in [R6] and (ii) the hash value of DG14 in the Document Security Object signed by the Document Signer.

## 4.2 Security objectives for the Operational Environment

### 4.2.1 PP-0056

#### 4.2.1.1 OE listed in PP PACE

This PP includes all Security Objectives of the TOE environment from the PACE PP [R16], chap. 4.2, namely OE.Legislative\_Compliance, OE.Passive\_Auth\_Sign, OE.Personalisation, OE.Terminal, and OE.Travel\_Document\_Holder.

#### **OE.Legislative\_Compliance**

The **travel document Issuer as the general responsible** for the global security policy related will implement this security objectives:

The travel document Issuer must issue the travel document and approve it using the terminals complying with all applicable laws and regulations.

#### **OE.Passive\_Auth\_Sign**

##### **Authentication of travel document by Signature.**

The **travel document Issuer and the related CSCA** will implement this security objectives:

The travel document Issuer has to establish the necessary public key infrastructure as follows: the CSCA acting on behalf and according to the policy of the travel document Issuer must (i) generate a cryptographically secure CSCA Key Pair, (ii) ensure the secrecy of the CSCA Private Key and sign Document Signer Certificates in a secure operational environment, and (iii) publish the Certificate of the CSCA Public Key (CCSCA). Hereby authenticity and integrity of these certificates are being maintained. A Document Signer acting in accordance with the CSCA policy must (i) generate a cryptographically secure Document Signing Key Pair, (ii) ensure the secrecy of the Document Signer Private Key, (iii) hand over the Document Signer Public Key to the CSCA for certification, (iv) sign Document Security Objects of genuine travel documents in a secure operational environment only. The digital signature in the Document Security Object relates to all hash values for each data group in use according to [6]. The Personalisation Agent has to ensure that the Document Security Object contains only the hash values of genuine user data according to [R6]. The CSCA must issue its certificates exclusively to the rightful organisations (DS) and DSs must sign exclusively correct Document Security Objects to be stored on travel document.

#### **OE.Personalisation**

##### **Personalisation of travel document**

The **travel document Issuer and the related CSCA** will implement this security objectives:

The travel document Issuer must ensure that the Personalisation Agents acting on his behalf (i) establish the correct identity of the travel document holder and create the biographical data for the travel document, (ii) enrol the biometric reference data of the travel document holder, (iii) write a subset of these data

on the physical Passport (optical personalisation) and store them in the travel document (electronic personalisation) for the travel document holder as defined in [R6] (see also [R6], sec. 10), (iv) write the document details data, (v) write the initial TSF data, (vi) sign the Document Security Object defined in [R6] (in the role of a DS).

## **OE.Terminal**

### **Terminal operating**

The terminal operators (terminal's receiving branch) must operate their terminals as follows: 1)The related terminals (basic inspection systems, cf. above) are used by terminal operators and by travel document holders as defined in [R6]. 2)The related terminals implement the terminal parts of the PACE protocol [R4], of the Passive Authentication [R4] (by verification of the signature of the Document Security Object) and use them in this order (this order is commensurate with [R4]). The PACE terminal uses randomly and (almost) uniformly selected nonces, if required by the protocols (for generating ephemeral keys for Diffie-Hellmann). 3)The related terminals need not to use any own credentials. 4)The related terminals securely store the Country Signing Public Key and the Document Signer Public Key (in form of C.CSCA and C.DS) in order to enable and to perform Passive Authentication of the travel document (determination of the authenticity of data groups stored in the travel document, [R6]). 5)The related terminals and their environment must ensure confidentiality and integrity of respective data handled by them (e.g. confidentiality of the PACE passwords, integrity of PKI certificates, etc.), where it is necessary for a secure operation of the TOE according to the current PP.

*Application note:*

*Application note 24:* OE.Terminal completely covers and extends 'OE.Exam\_MRTD', 'OE.Passive\_Auth\_Verif' and 'OE.Prot\_Logical\_MRTD' from BAC PP [R9].

## **OE.Travel\_Document\_Holder**

### **Travel document holder Obligations**

The travel document holder may reveal, if necessary, his or her verification values of the PACE password to an authorized person or device who definitely act according to respective regulations and are trustworthy.

#### **4.2.1.2 Additional OEs**

##### **Issuing State or Organisation**

The issuing State or Organisation will implement the following security objectives of the TOE environment.

## **OE.Auth\_Key\_Travel\_Document**

### **Travel document Authentication Key**

The issuing State or Organisation has to establish the necessary public key infrastructure in order to (i) generate the travel document's Chip Authentication



|  |  |
|--|--|
| <b>Security target Lite for<br/>IDealPass v2.0.1<br/>SAC/EAC Application</b> | Ref.: 2016_2000023040<br>Page: <b>40/141</b> |
|--|--|

Key Pair, (ii) sign and store the Chip Authentication Public Key in the Chip Authentication Public Key data in EF.DG14 and (iii) support inspection systems of receiving States or Organisations to verify the authenticity of the travel document's chip used for genuine travel document by certification of the Chip Authentication Public Key by means of the Document Security Object.

This objective is implemented by the issuing State or Organisation.

**Justification:** This security objective for the operational environment is needed additionally to those from [R16] in order to counter the Threat T.Counterfeit as it specifies the pre-requisite for the Chip Authentication Protocol Version 1 which is one of the additional features of the TOE described only in this Protection Profile and not in [R16].

## **OE.Authoriz\_Sens\_Data**

### **Authorization for Use of Sensitive Biometric Reference Data**

The issuing State or Organisation has to establish the necessary public key infrastructure in order to limit the access to sensitive biometric reference data of travel document holders to authorized receiving States or Organisations. The Country Verifying Certification Authority of the issuing State or Organisation generates card verifiable Document Verifier Certificates for the authorized Document Verifier only.

This objective is implemented by the issuing State or Organisation.

**Justification:** This security objective for the operational environment is needed additionally to those from [R16] in order to handle the Threat T.Read\_Sensitive\_Data, the Organisational Security Policy P.Sensitive\_Data and the Assumption A.Auth\_PKI as it specifies the pre-requisite for the Terminal Authentication Protocol v.1 as it concerns the need of an PKI for this protocol and the responsibilities of its root instance. The Terminal Authentication Protocol v.1 is one of the additional features of the TOE described only in this Protection Profile and not in [R16].

### **Receiving State or Organisation**

The receiving State or Organisation will implement the following security objectives of the TOE environment.

## **OE.Exam\_Travel\_Document**

### **Examination of the physical part of the travel document**

The inspection system of the receiving State or Organisation must examine the travel document presented by the traveller to verify its authenticity by means of the physical security measures and to detect any manipulation of the physical part of the travel document. The Basic Inspection System for global interoperability (i) includes the Country Signing CA Public Key and the Document Signer Public Key of each issuing State or Organisation, and (ii) implements the terminal part of PACE [R4] and/or the Basic Access Control [R6]. Extended Inspection Systems perform additionally to these points the Chip Authentication Protocol Version 1 to verify the Authenticity of the presented travel document's chip.



|  |                                       |
|--|---------------------------------------|
| <b>Security target Lite for<br/>IDealPass v2.0.1<br/>SAC/EAC Application</b> | Ref.: 2016_2000023040<br>Page: 41/141 |
|--|---------------------------------------|

This objective is implemented by the receiving State or Organisation.

**Justification:** This security objective for the operational environment is needed additionally to those from [R16] in order to handle the Threat T.Counterfeit and the Assumption A.Insp\_Sys by demanding the Inspection System to perform the Chip Authentication protocol v.1. OE.Exam\_Travel\_Document also repeats partly the requirements from OE.Terminal in [R16] and therefore also counters T.Forgery and A.Passive\_Auth from [R16]. This is done because a new type of Inspection System is introduced in this PP as the Extended Inspection System is needed to handle the additional features of a travel document with Extended Access Control.

### **OE.Prot\_Logical\_Travel\_Document**

#### **Protection of data from the logical travel document**

The inspection system of the receiving State or Organisation ensures the confidentiality and integrity of the data read from the logical travel document. The inspection system will prevent eavesdropping to their communication with the TOE before secure messaging is successfully established based on the Chip Authentication Protocol Version 1.

This objective is implemented by the receiving State or Organisation.

**Justification:** This security objective for the operational environment is needed additionally to those from [R16] in order to handle the Assumption A. Insp\_Sys by requiring the Inspection System to perform secure messaging based on the Chip Authentication Protocol v.1.

### **OE.Ext\_Insp\_Systems**

#### **Authorization of Extended Inspection Systems**

The Document Verifier of receiving States or Organisations authorizes Extended Inspection Systems by creation of Inspection System Certificates for access to sensitive biometric reference data of the logical travel document. The Extended Inspection System authenticates themselves to the travel document's chip for access to the sensitive biometric reference data with its private Terminal Authentication Key and its Inspection System Certificate.

This objective is implemented by the receiving State or Organisation.

**Justification:** This security objective for the operational environment is needed additionally to those from [R16] in order to handle the Threat T.Read\_Sensitive\_Data, the Organisational Security Policy P.Sensitive\_Data and the Assumption A.Auth\_PKI as it specifies the pre-requisite for the Terminal Authentication Protocol v.1 as it concerns the responsibilities of the Document Verifier instance and the Inspection Systems.

## 4.3 Security Objectives Rationale

### 4.3.1 Threats

#### 4.3.1.1 PP-0056

##### Threats listed in PP PACE

**T.Skimming** addresses accessing the User Data (stored on the TOE or transferred between the TOE and the terminal) using the TOE's contactless/contact interface. This threat is countered by the security objectives OT.Data\_Integrity, OT.Data\_Authenticity and OT.Data\_Confidentiality through the PACE authentication. The objective OE.Travel\_Document\_Holder ensures that a PACE session can only be established either by the travel document holder itself or by an authorised person or device, and, hence, cannot be captured by an attacker.

**T.Eavesdropping** addresses listening to the communication between the TOE and a rightful terminal in order to gain the User Data transferred there. This threat is countered by the security objective OT.Data\_Confidentiality through a trusted channel based on the PACE authentication.

**T.Tracing** addresses gathering TOE tracing data identifying it remotely by establishing or listening to a communication via the contactless/contact interface of the TOE, whereby the attacker does not a priori know the correct values of the PACE password. This threat is directly countered by security objectives OT.Tracing (no gathering TOE tracing data) and OE.Travel\_Document\_Holder (the attacker does not a priori know the correct values of the shared passwords).

**T.Forgery** 'Forgery of data' addresses the fraudulent, complete or partial alteration of the User Data or/and TSF-data stored on the TOE or/and exchanged between the TOE and the terminal. Additionally to the security objectives from PACE PP [R16] which counter this threat, the examination of the presented MRTD passport book according to OE.Exam\_Travel\_Document 'Examination of the physical part of the travel document' shall ensure its authenticity by means of the physical security measures and detect any manipulation of the physical part of the travel document.

The threat T.Forgery also addresses the fraudulent, complete or partial alteration of the User Data or/and TSF-data stored on the TOE or/and exchanged between the TOE and the terminal. The security objective OT.AC\_Pers requires the TOE to limit the write access for the travel document to the trustworthy Personalisation Agent (cf. OE.Personalisation). The TOE will protect the integrity and authenticity of the stored and exchanged User Data or/and TSF-data as aimed by the security objectives OT.Data\_Integrity and OT.Data\_Authenticity, respectively. The objectives OT.Prot\_Phys-Tamper and OT.Prot\_Abuse-Func contribute to protecting integrity of the User Data or/and TSF-data stored on the TOE. A terminal operator operating his terminals according to OE.Terminal and performing the Passive Authentication using the Document Security Object

|  |  |
|--|--|
| <b>Security target Lite for<br/>IDealPass v2.0.1<br/>SAC/EAC Application</b> | Ref.: 2016_2000023040<br>Page: <b>43/141</b> |
|--|--|

as aimed by OE.Passive\_Auth\_Sign will be able to effectively verify integrity and authenticity of the data received from the TOE.

**T.Abuse-Func** addresses attacks of misusing TOE's functionality to manipulate or to disclosure the stored User- or TSF-data as well as to disable or to bypass the soft-coded security functionality. The security objective OT.Prot\_Abuse-Func ensures that the usage of functions having not to be used in the operational phase is effectively prevented.

**T.Information\_Leakage** is typical for integrated circuits like smart cards under direct attack with high attack potential. The protection of the TOE against this threat is obviously addressed by the directly related security objective OT.Prot\_Inf\_Leak.

**T.Phys-Tamper** is typical for integrated circuits like smart cards under direct attack with high attack potential. The protection of the TOE against this threat is obviously addressed by the directly related security objective OT.Prot\_Phys-Tamper.

**T.Malfunction** is typical for integrated circuits like smart cards under direct attack with high attack potential. The protection of the TOE against this threat is obviously addressed by the directly related security objective OT.Prot\_Malfunction.

### **Additional Threats**

**T.Read\_Sensitive\_Data** The threat T.Read\_Sensitive\_Data 'Read the sensitive biometric reference data' is countered by the TOE-objective OT.Sens\_Data\_Conf 'Confidentiality of sensitive biometric reference data' requiring that read access to EF.DG3 and EF.DG4 (containing the sensitive biometric reference data) is only granted to authorized inspection systems. Furthermore it is required that the transmission of these data ensures the data's confidentiality. The authorization bases on Document Verifier certificates issued by the issuing State or Organisation as required by OE.Authoriz\_Sens\_Data 'Authorization for use of sensitive biometric reference data'. The Document Verifier of the receiving State has to authorize Extended Inspection Systems by creating appropriate Inspection System certificates for access to the sensitive biometric reference data as demanded by OE.Ext\_Insp\_Systems 'Authorization of Extended Inspection Systems'.

**T.Counterfeit** 'Counterfeit of travel document chip data' addresses the attack of unauthorized copy or reproduction of the genuine travel document's chip. This attack is thwarted by chip an identification and authenticity proof required by OT.Chip\_Auth\_Proof 'Proof of travel document's chip authentication' using an authentication key pair to be generated by the issuing State or Organisation. The Public Chip Authentication Key has to be written into EF.DG14 and signed by means of Documents Security Objects as demanded by OE.Auth\_Key\_Travel\_Document 'Travel document Authentication Key'.

|  |  |
|--|--|
| <b>Security target Lite for<br/>IDealPass v2.0.1<br/>SAC/EAC Application</b> | Ref.: 2016_2000023040<br>Page: <b>44/141</b> |
|--|--|

According to OE.Exam\_Travel\_Document 'Examination of the physical part of the travel document' the General Inspection system has to perform the Chip Authentication Protocol Version 1 to verify the authenticity of the travel document's chip.

### **4.3.2 Organisational Security Policies**

#### **4.3.2.1 PP-0056**

##### **OSP listed in PP PACE**

**P.Manufact** requires a unique identification of the IC by means of the Initialization Data and the writing of the Pre-personalisation Data as being fulfilled by **OT.Identification**.

**P.Pre-Operational** is enforced by the following security objectives: OT.Identification is affine to the OSP's property 'traceability before the operational phase; OT.AC\_Pers and OE.Personalisation together enforce the OSP's properties 'correctness of the User and the TSF-data stored' and 'authorisation of Personalisation Agents'; OE.Legislative\_Compliance is affine to the OSP's property 'compliance with laws and regulations'.

**P.Card\_PKI** is enforced by establishing the issuing PKI branch as aimed by the objectives OE.Passive\_Auth\_Sign (for the Document Security Object).

**P.Trustworthy\_PKI** is enforced by OE.Passive\_Auth\_Sign (for CSCA, issuing PKI branch).

**P.Terminal** 'Abilities and trustworthiness of terminals' is countered by the security objective OE.Exam\_Travel\_Document additionally to the security objectives from PACE PP [R16]. OE.Exam\_Travel\_Document enforces the terminals to perform the terminal part of the PACE protocol.

The OSP P.Terminal is obviously enforced by the objective OE.Terminal, whereby the one-to-one mapping between the related properties is applicable.

##### **Additional OSPs**

**P.Sensitive\_Data** 'Privacy of sensitive biometric reference data' is fulfilled and the threat T.Read\_Sensitive\_Data 'Read the sensitive biometric reference data' is countered by the TOE-objective OT.Sens\_Data\_Conf 'Confidentiality of sensitive biometric reference data' requiring that read access to EF.DG3 and EF.DG4 (containing the sensitive biometric reference data) is only granted to authorized inspection systems. Furthermore it is required that the transmission of these data ensures the data's confidentiality. The authorization bases on Document Verifier certificates issued by the issuing State or Organisation as required by OE.Authoriz\_Sens\_Data 'Authorization for use of sensitive biometric reference data'. The Document Verifier of the receiving State has to authorize Extended Inspection Systems by creating appropriate Inspection System

|  |  |
|--|--|
| <b>Security target Lite for<br/>IDealPass v2.0.1<br/>SAC/EAC Application</b> | Ref.: 2016_2000023040<br>Page: <b>45/141</b> |
|--|--|

certificates for access to the sensitive biometric reference data as demanded by OE.Ext\_Insp\_Systems 'Authorization of Extended Inspection Systems'.

**P.Personalisation** 'Personalisation of the travel document by issuing State or Organisation only' addresses the (i) the enrolment of the logical travel document by the Personalisation Agent as described in the security objective for the TOE environment OE.Personalisation 'Personalisation of logical travel document', and (ii) the access control for the user data and TSF data as described by the security objective OT.AC\_Pers 'Access Control for Personalisation of logical travel document'. Note the manufacturer equips the TOE with the Personalisation Agent Key(s) according to OT.Identification 'Identification and Authentication of the TOE'. The security objective OT.AC\_Pers limits the management of TSF data and the management of TSF to the Personalisation Agent.

### 4.3.3 Assumptions

#### 4.3.3.1 PP-0056

##### Assumptions listed in PP PACE

**A.Passive\_Auth** The assumption A.Passive\_Auth 'PKI for Passive Authentication' is directly covered by the security objective for the TOE environment OE.Passive\_Auth\_Sign 'Authentication of travel document by Signature' from PACE PP [R16] covering the necessary procedures for the Country Signing CA Key Pair and the Document Signer Key Pairs. The implementation of the signature verification procedures is covered by OE.Exam\_Travel\_Document 'Examination of the physical part of the travel document'.

##### Additional Assumptions

**A.Insp\_Sys** The examination of the travel document addressed by the assumption A.Insp\_Sys 'Inspection Systems for global interoperability' is covered by the security objectives for the TOE environment OE.Exam\_Travel\_Document 'Examination of the physical part of the travel document' which requires the inspection system to examine physically the travel document, the Basic Inspection System to implement the Basic Access Control, and the Extended Inspection Systems to implement and to perform the Chip Authentication Protocol Version 1 to verify the Authenticity of the presented travel document's chip. The security objectives for the TOE environment OE.Prot\_Logical\_Travel\_Document 'Protection of data from the logical travel document' require the Inspection System to protect the logical travel document data during the transmission and the internal handling.

**A.Auth\_PKI** 'PKI for Inspection Systems' is covered by the security objective for the TOE environment OE.Authoriz\_Sens\_Data 'Authorization for use of sensitive biometric reference data' requires the CVCA to limit the read access to sensitive biometrics by issuing Document Verifier certificates for authorized receiving States or Organisations only. The Document Verifier of the receiving State is required by OE.Ext\_Insp\_Systems 'Authorization of Extended Inspection

|  |  |
|--|--|
| <b>Security target Lite for<br/>IDealPass v2.0.1<br/>SAC/EAC Application</b> | Ref.: 2016_2000023040<br>Page: <b>46/141</b> |
|--|--|

Systems' to authorize Extended Inspection Systems by creating Inspection System Certificates. Therefore, the receiving issuing State or Organisation has to establish the necessary public key infrastructure.

#### 4.3.4 SPD and Security Objectives

| Threats                               | Security Objectives  | Rationale                     |
|---------------------------------------|--|-------------------------------|
| <a href="#">T.Skimming</a>            | <a href="#">OT.Data Integrity</a> , <a href="#">OT.Data Authenticity</a> ,<br><a href="#">OT.Data Confidentiality</a> ,<br><a href="#">OE.Travel Document Holder</a>   | <a href="#">Section 4.3.1</a> |
| <a href="#">T.Eavesdropping</a>       | <a href="#">OT.Data Confidentiality</a>  | <a href="#">Section 4.3.1</a> |
| <a href="#">T.Tracing</a>             | <a href="#">OT.Tracing</a> , <a href="#">OE.Travel Document Holder</a>   | <a href="#">Section 4.3.1</a> |
| <a href="#">T.Forgery</a>             | <a href="#">OT.AC Pers</a> , <a href="#">OT.Data Integrity</a> ,<br><a href="#">OT.Data Authenticity</a> , <a href="#">OT.Prot Abuse-Func</a> ,<br><a href="#">OT.Prot Phys-Tamper</a> ,<br><a href="#">OE.Personalisation</a> , <a href="#">OE.Passive Auth Sign</a> ,<br><a href="#">OE.Terminal</a> , <a href="#">OE.Exam Travel Document</a> | <a href="#">Section 4.3.1</a> |
| <a href="#">T.Abuse-Func</a>          | <a href="#">OT.Prot Abuse-Func</a>   | <a href="#">Section 4.3.1</a> |
| <a href="#">T.Information Leakage</a> | <a href="#">OT.Prot Inf Leak</a>   | <a href="#">Section 4.3.1</a> |
| <a href="#">T.Phys-Tamper</a>         | <a href="#">OT.Prot Phys-Tamper</a>  | <a href="#">Section 4.3.1</a> |
| <a href="#">T.Malfunction</a>         | <a href="#">OT.Prot Malfunction</a>  | <a href="#">Section 4.3.1</a> |
| <a href="#">T.Read Sensitive Data</a> | <a href="#">OT.Sens Data Conf</a> ,<br><a href="#">OE.Authoriz Sens Data</a> ,<br><a href="#">OE.Ext Insp Systems</a>  | <a href="#">Section 4.3.1</a> |
| <a href="#">T.Counterfeit</a>         | <a href="#">OT.Chip Auth Proof</a> ,<br><a href="#">OE.Auth Key Travel Document</a> ,<br><a href="#">OE.Exam Travel Document</a>   | <a href="#">Section 4.3.1</a> |

**Table 1 Threats and Security Objectives - Coverage**

|  |                                       |
|--|---------------------------------------|
| <b>Security target Lite for<br/>IDealPass v2.0.1<br/>SAC/EAC Application</b> | Ref.: 2016_2000023040<br>Page: 47/141 |
|--|---------------------------------------|

| Security Objectives                             | Threats   |
|---|---|
| <a href="#">OT.Data Integrity</a>               | <a href="#">T.Skimming</a> , <a href="#">T.Forgery</a>          |
| <a href="#">OT.Data Confidentiality</a>         | <a href="#">T.Skimming</a> ,<br><a href="#">T.Eavesdropping</a> |
| <a href="#">OT.Tracing</a>                      | <a href="#">T.Tracing</a>                                       |
| <a href="#">OT.Prot Abuse-Func</a>              | <a href="#">T.Forgery</a> , <a href="#">T.Abuse-Func</a>        |
| <a href="#">OT.Prot Inf Leak</a>                | <a href="#">T.Information Leakage</a>                           |
| <a href="#">OT.Prot Phys-Tamper</a>             | <a href="#">T.Forgery</a> , <a href="#">T.Phys-Tamper</a>       |
| <a href="#">OT.Prot Malfunction</a>             | <a href="#">T.Malfunction</a>                                   |
| <a href="#">OT.Identification</a>               |   |
| <a href="#">OT.Data Authenticity</a>            | <a href="#">T.Skimming</a> , <a href="#">T.Forgery</a>          |
| <a href="#">OT.AC Pers</a>                      | <a href="#">T.Forgery</a>                                       |
| <a href="#">OT.Sens Data Conf</a>               | <a href="#">T.Read Sensitive Data</a>                           |
| <a href="#">OT.Chip Auth Proof</a>              | <a href="#">T.Counterfeit</a>                                   |
| <a href="#">OE.Legislative Compliance</a>       |   |
| <a href="#">OE.Passive Auth Sign</a>            | <a href="#">T.Forgery</a>                                       |
| <a href="#">OE.Personalisation</a>              | <a href="#">T.Forgery</a>                                       |
| <a href="#">OE.Terminal</a>                     | <a href="#">T.Forgery</a>                                       |
| <a href="#">OE.Travel Document Holder</a>       | <a href="#">T.Skimming</a> , <a href="#">T.Tracing</a>          |
| <a href="#">OE.Auth Key Travel Document</a>     | <a href="#">T.Counterfeit</a>                                   |
| <a href="#">OE.Authoriz Sens Data</a>           | <a href="#">T.Read Sensitive Data</a>                           |
| <a href="#">OE.Exam Travel Document</a>         | <a href="#">T.Forgery</a> , <a href="#">T.Counterfeit</a>       |
| <a href="#">OE.Prot Logical Travel Document</a> |   |
| <a href="#">OE.Ext Insp Systems</a>             | <a href="#">T.Read Sensitive Data</a>                           |

**Table 2 Security Objectives and Threats - Coverage**

|  |  |
|--|--|
| <b>Security target Lite for<br/>IDealPass v2.0.1<br/>SAC/EAC Application</b> | Ref.: 2016_2000023040<br>Page: <b>48/141</b> |
|--|--|

| Organisational Security Policies  | Security Objectives   | Rationale                     |
|-----------------------------------|---|-------------------------------|
| <a href="#">P.Manufact</a>        | <a href="#">OT.Identification</a>   | <a href="#">Section 4.3.2</a> |
| <a href="#">P.Pre-Operational</a> | <a href="#">OT.Identification</a> , <a href="#">OT.AC Pers</a> ,<br><a href="#">OE.Personalisation</a> ,<br><a href="#">OE.Legislative Compliance</a> | <a href="#">Section 4.3.2</a> |
| <a href="#">P.Card PKI</a>        | <a href="#">OE.Passive Auth Sign</a>  | <a href="#">Section 4.3.2</a> |
| <a href="#">P.Trustworthy PKI</a> | <a href="#">OE.Passive Auth Sign</a>  | <a href="#">Section 4.3.2</a> |
| <a href="#">P.Terminal</a>        | <a href="#">OE.Terminal</a> , <a href="#">OE.Exam Travel Document</a>   | <a href="#">Section 4.3.2</a> |
| <a href="#">P.Sensitive Data</a>  | <a href="#">OT.Sens Data Conf</a> ,<br><a href="#">OE.Authoriz Sens Data</a> ,<br><a href="#">OE.Ext Insp Systems</a>                                 | <a href="#">Section 4.3.2</a> |
| <a href="#">P.Personalisation</a> | <a href="#">OT.AC Pers</a> , <a href="#">OT.Identification</a> ,<br><a href="#">OE.Personalisation</a>  | <a href="#">Section 4.3.2</a> |

**Table 3 OSPs and Security Objectives - Coverage**



|  |  |
|--|--|
| <b>Security target Lite for<br/>IDealPass v2.0.1<br/>SAC/EAC Application</b> | Ref.: 2016_2000023040<br>Page: <b>49/141</b> |
|--|--|

| Security Objectives                             | Organisational Security Policies  |
|---|---|
| <a href="#">OT.Data Integrity</a>               |   |
| <a href="#">OT.Data Confidentiality</a>         |   |
| <a href="#">OT.Tracing</a>                      |   |
| <a href="#">OT.Prot Abuse-Func</a>              |   |
| <a href="#">OT.Prot Inf Leak</a>                |   |
| <a href="#">OT.Prot Phys-Tamper</a>             |   |
| <a href="#">OT.Prot Malfunction</a>             |   |
| <a href="#">OT.Identification</a>               | <a href="#">P.Manufact</a> , <a href="#">P.Pre-Operational</a> ,<br><a href="#">P.Personalisation</a> |
| <a href="#">OT.Data Authenticity</a>            |   |
| <a href="#">OT.AC Pers</a>                      | <a href="#">P.Pre-Operational</a> ,<br><a href="#">P.Personalisation</a>                              |
| <a href="#">OT.Sens Data Conf</a>               | <a href="#">P.Sensitive Data</a>  |
| <a href="#">OT.Chip Auth Proof</a>              |   |
| <a href="#">OE.Legislative Compliance</a>       | <a href="#">P.Pre-Operational</a>   |
| <a href="#">OE.Passive Auth Sign</a>            | <a href="#">P.Card PKI</a> ,<br><a href="#">P.Trustworthy PKI</a>                                     |
| <a href="#">OE.Personalisation</a>              | <a href="#">P.Pre-Operational</a> ,<br><a href="#">P.Personalisation</a>                              |
| <a href="#">OE.Terminal</a>                     | <a href="#">P.Terminal</a>  |
| <a href="#">OE.Travel Document Holder</a>       |   |
| <a href="#">OE.Auth Key Travel Document</a>     |   |
| <a href="#">OE.Authoriz Sens Data</a>           | <a href="#">P.Sensitive Data</a>  |
| <a href="#">OE.Exam Travel Document</a>         | <a href="#">P.Terminal</a>  |
| <a href="#">OE.Prot Logical Travel Document</a> |   |
| <a href="#">OE.Ext Insp Systems</a>             | <a href="#">P.Sensitive Data</a>  |

**Table 4 Security Objectives and OSPs - Coverage**

| Assumptions                    | Security objectives for the Operational Environment  | Rationale                     |
|--------------------------------|--|-------------------------------|
| <a href="#">A.Passive Auth</a> | <a href="#">OE.Passive Auth Sign</a> ,<br><a href="#">OE.Exam Travel Document</a>            | <a href="#">Section 4.3.3</a> |
| <a href="#">A.Insp Sys</a>     | <a href="#">OE.Exam Travel Document</a> ,<br><a href="#">OE.Prot Logical Travel Document</a> | <a href="#">Section 4.3.3</a> |
| <a href="#">A.Auth PKI</a>     | <a href="#">OE.Authoriz Sens Data</a> , <a href="#">OE.Ext Insp Systems</a>                  | <a href="#">Section 4.3.3</a> |

**Table 5 Assumptions and Security Objectives for the Operational Environment - Coverage**

|  |  |
|--|--|
| <b>Security target Lite for<br/>IDealPass v2.0.1<br/>SAC/EAC Application</b> | Ref.: 2016_2000023040<br>Page: <b>50/141</b> |
|--|--|

| Security objectives for the Operational Environment | Assumptions   |
|---|---|
| <a href="#">OE.Legislative Compliance</a>           |   |
| <a href="#">OE.Passive Auth Sign</a>                | <a href="#">A.Passive Auth</a>                                |
| <a href="#">OE.Personalisation</a>                  |   |
| <a href="#">OE.Terminal</a>                         |   |
| <a href="#">OE.Travel Document Holder</a>           |   |
| <a href="#">OE.Auth Key Travel Document</a>         |   |
| <a href="#">OE.Authoriz Sens Data</a>               | <a href="#">A.Auth PKI</a>                                    |
| <a href="#">OE.Exam Travel Document</a>             | <a href="#">A.Passive Auth,</a><br><a href="#">A.Insp Sys</a> |
| <a href="#">OE.Prot Logical Travel Document</a>     | <a href="#">A.Insp Sys</a>                                    |
| <a href="#">OE.Ext Insp Systems</a>                 | <a href="#">A.Auth PKI</a>                                    |

**Table 6 Security Objectives for the Operational Environment and Assumptions - Coverage**

## 5 Extended requirements

---

### 5.1 Extended families

### 5.2 Definition of the Family FAU\_SAS

To define the security functional requirements of the TOE a sensitive family (FAU\_SAS) of the Class FAU (Security Audit) is defined here. This family describes the functional requirements for the storage of audit data. It has a more general approach than FAU\_GEN, because it does not necessarily require the data to be generated by the TOE itself and because it does not give specific details of the content of the audit records.

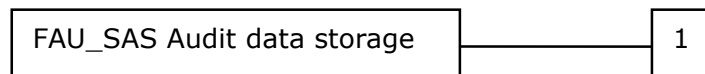
The family "Audit data storage (FAU\_SAS)" is specified as follows.

#### FAU\_SAS Audit data storage

##### Family behaviour

This family defines functional requirements for the storage of audit data.

Component levelling



FAU\_SAS.1 Requires the TOE to provide the possibility to store audit data.

Management: FAU\_SAS.1

There are no management activities foreseen.

Audit: FAU\_SAS.1

There are no actions defined to be auditable.

**FAU\_SAS.1** Audit storage

Hierarchical to: No other components.

Dependencies: No dependencies.

FAU\_SAS.1.1 The TSF shall provide [assignment: *authorized users*] with the capability to store [assignment: *list of audit information*] in the audit records.

### 5.3 Definition of the Family FCS\_RND

To define the IT security functional requirements of the TOE an additional family (FCS\_RND) of the Class FCS (cryptographic support) is defined here. This family describes the functional requirements for random number generation used for cryptographic purposes. The component FCS\_RND is not limited to generation of cryptographic keys unlike the component FCS\_CKM.1. The similar component FIA\_SOS.2 is intended for non-cryptographic use.

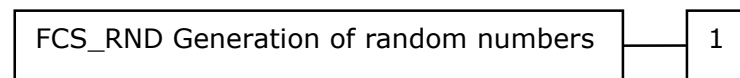
The family "Generation of random numbers (FCS\_RND)" is specified as follows.

#### FCS\_RND Generation of random numbers

##### Family behaviour

This family defines quality requirements for the generation of random numbers which are intended to be use for cryptographic purposes.

Component leveling:



FCS\_RND.1 Generation of random numbers requires that random numbers meet a defined quality metric.

Management: FCS\_RND.1

There are no management activities foreseen.

Audit: FCS\_RND.1

There are no actions defined to be auditable.

**FCS\_RND.1** Quality metric for random numbers

Hierarchical to: No other components.

Dependencies: No dependencies.

FCS\_RND.1.1 The TSF shall provide a mechanism to generate random numbers that meet [assignment: *a defined quality metric*].

### 5.4 Definition of the Family FIA\_API

To describe the IT security functional requirements of the TOE a sensitive family (FIA\_API) of the Class FIA (Identification and authentication) is defined here. This

|  |  |
|--|--|
| <b>Security target Lite for<br/>IDealPass v2.0.1<br/>SAC/EAC Application</b> | Ref.: 2016_2000023040<br>Page: <b>53/141</b> |
|--|--|

family describes the functional requirements for the proof of the claimed identity for the authentication verification by an external entity where the other families of the class FIA address the verification of the identity of an external entity.

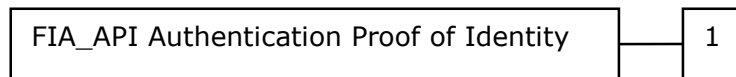
**Application note 1:** The other families of the Class FIA describe only the authentication verification of users' identity performed by the TOE and do not describe the functionality of the user to prove their identity. The following paragraph defines the family FIA\_API in the style of the Common Criteria part 2 (cf. [R3], chapter "Explicitly stated IT security requirements (APE\_SRE)") from a TOE point of view.

**FIA\_API Authentication Proof of Identity**

**Family behaviour**

This family defines functions provided by the TOE to prove their identity and to be verified by an external entity in the TOE IT environment.

Component levelling



FIA\_API.1 Authentication Proof of Identity.

Management: FIA\_API.1

The following actions could be considered for the management functions in FMT: Management of authentication information used to prove the claimed identity.

Audit: FIA\_API.1

There are no actions defined to be auditable.

**FIA\_API.1** Authentication Proof of Identity.

Hierarchical to: No other components.

Dependencies: No dependencies.

FIA\_API.1.1 The TSF shall provide a [assignment: *authentication mechanism*] to prove the identity of the [assignment: *authorized user or role*].

**5.5 Definition of the Family FMT\_LIM**

The family FMT\_LIM describes the functional requirements for the Test Features of the TOE. The new functional requirements were defined in the class FMT because this class

addresses the management of functions of the TSF. The examples of the technical mechanism used in the TOE show that no other class is appropriate to address the specific issues of preventing the abuse of functions by limiting the capabilities of the functions and by limiting their availability.

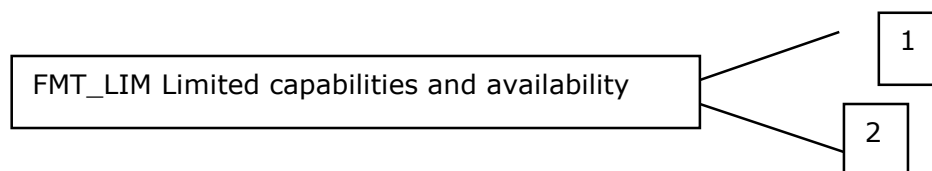
The family "Limited capabilities and availability (FMT\_LIM)" is specified as follows.

## **FMT\_LIM Limited capabilities and availability**

### **Family behaviour**

This family defines requirements that limit the capabilities and availability of functions in a combined manner. Note that FDP\_ACF restricts the access to functions whereas the component Limited Capability of this family requires the functions themselves to be designed in a specific manner.

Component levelling



FMT\_LIM.1 Limited capabilities requires that the TSF is built to provide only the capabilities (perform action, gather information) necessary for its genuine purpose.

FMT\_LIM.2 Limited availability requires that the TSF restrict the use of functions (refer to Limited capabilities (FMT\_LIM.1)). This can be achieved, for instance, by removing or by disabling functions in a specific phase of the TOE's life-cycle.

Management: FMT\_LIM.1, FMT\_LIM.2

There are no management activities foreseen.

Audit: FMT\_LIM.1, FMT\_LIM.2

There are no actions defined to be auditable.

To define the IT security functional requirements of the TOE a sensitive family (FMT\_LIM) of the Class FMT (Security Management) is defined here. This family describes the functional requirements for the Test Features of the TOE. The new functional requirements were defined in the class FMT because this class addresses the management of functions of the TSF. The examples of the technical mechanism used in the TOE show that no other class is appropriate to address the specific issues of preventing the abuse of functions by limiting the capabilities of the functions and by limiting their availability.

|  |  |
|--|--|
| <b>Security target Lite for<br/>IDealPass v2.0.1<br/>SAC/EAC Application</b> | Ref.: 2016_2000023040<br>Page: <b>55/141</b> |
|--|--|

The TOE Functional Requirement “Limited capabilities (FMT\_LIM.1)” is specified as follows.

**FMT\_LIM.1** Limited capabilities.

Hierarchical to: No other components.

Dependencies: FMT\_LIM.2 Limited availability.

FMT\_LIM.1.1 The TSF shall be designed and implemented in a manner that limits its capabilities so that in conjunction with “Limited availability (FMT\_LIM.2)” the following policy is enforced [assignment: *Limited capability and availability policy*].

The TOE Functional Requirement “Limited availability (FMT\_LIM.2)” is specified as follows.

**FMT\_LIM.2** Limited availability.

Hierarchical to: No other components.

Dependencies: FMT\_LIM.1 Limited capabilities.

FMT\_LIM.2.1 The TSF shall be designed in a manner that limits its availability so that in conjunction with “Limited capabilities (FMT\_LIM.1)” the following policy is enforced [assignment: *Limited capability and availability policy*].

**Application note 2:** The functional requirements FMT\_LIM.1 and FMT\_LIM.2 assume that there are two types of mechanisms (limited capabilities and limited availability) which together shall provide protection in order to enforce the policy. This also allows that

- the TSF is provided without restrictions in the product in its user environment but its capabilities are so limited that the policy is enforced

or conversely

- the TSF is designed with test and support functionality that is removed from, or disabled in, the product prior to the Operational Use Phase.

The combination of both requirements shall enforce the policy.

## 5.6 Definition of the Family FPT\_EMS

The sensitive family FPT\_EMSEC (TOE Emanation) of the Class FPT (Protection of the TSF) is defined here to describe the IT security functional requirement of the TOE. The TOE shall prevent attacks against the TOE and other secret data where the attack is based on external observable physical phenomena of the TOE. Examples of such attacks are evaluation of TOE’s electromagnetic radiation, simple power analysis

|  |  |
|--|--|
| <b>Security target Lite for<br/>IDealPass v2.0.1<br/>SAC/EAC Application</b> | Ref.: 2016_2000023040<br>Page: <b>56/141</b> |
|--|--|

(SPA), differential power analysis (DPA), timing attacks, etc. This family describes the functional requirements for the limitation of intelligible emanations which are not directly addressed by any other component of CC part 2 [R2].

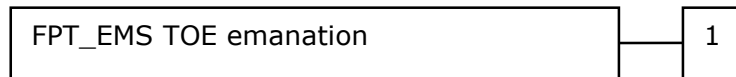
The family "TOE Emanation (FPT\_EMS)" is specified as follows.

**FPT\_EMS TOE emanation**

**Family behaviour**

This family defines requirements to mitigate intelligible emanations.

Component levelling



- FPT\_EMS.1 TOE emanation has two constituents:
- FPT\_EMS.1.1 Limit of Emissions requires to not emit intelligible emissions enabling access to TSF data or user data.
- FPT\_EMS.1.2 Interface Emanation requires to not emit interface emanation enabling access to TSF data or user data.
- Management: FPT\_EMS.1  
There are no management activities foreseen.
- Audit: FPT\_EMSEC.1  
There are no actions defined to be auditable.
- FPT\_EMS.1** TOE emanation
- Hierarchical to: No other components.
- Dependencies: No dependencies.
- FPT\_EMS.1.1 The TOE shall not emit [assignment: *types of emissions*] in excess of [assignment: *specified limits*] enabling access to [assignment: *list of types of TSF data*] and [assignment: *list of types of user data*].
- FPT\_EMS.1.2 The TSF shall ensure [assignment: *type of users*] are unable to use the following interface [assignment: *type of connection*] to gain access to [assignment: *list of types of TSF data*] and [assignment: *list of types of user data*].



## 6 Security Functional Requirements

---

### 6.1 Security Functional Requirements

#### 6.1.1 PP-0056

The CC allows several operations to be performed on functional requirements; refinement, selection, assignment, and iteration are defined in paragraph C.4 of Part 1 [R1] of the CC. Each of these operations is used in this PP.

The refinement operation is used to add detail to a requirement, and thus further restricts a requirement. Refinement of security requirements is denoted by the word 'refinement' in bold text and the added/changed words are in bold text. In cases where words from a CC requirement were deleted, a separate attachment indicates the words that were removed.

The selection operation is used to select one or more options provided by the CC in stating a requirement. Selections that have been made by the PP authors are denoted as underlined text and the original text of the component is given by a footnote. Selections to be filled in by the ST author appear in square brackets with an indication that a selection is to be made, [selection:], and are italicized.

The assignment operation is used to assign a specific value to an unspecified parameter, such as the length of a password. Assignments that have been made by the PP authors are denoted by showing as underlined text and the original text of the component is given by a footnote. Assignments to be filled in by the ST author appear in square brackets with an indication that an assignment is to be made [assignment:], and are italicized. In some cases the assignment made by the PP authors defines a selection to be performed by the ST author. Thus this text is underlined and italicized like this.

The iteration operation is used when a component is repeated with varying operations. Iteration is denoted by showing a slash '/', and the iteration indicator after the component identifier.

Note, that all the subjects used ('Manufacturer', 'Personalisation Agent', 'Extended Inspection System', 'Country Verifying Certification Authority', 'Document Verifier' and 'Terminal') are acting for homonymous external entities. All used objects are defined at the end of the document or in the following table. The operations 'write', 'modify', 'read' and 'disable read access' are used in accordance with the general linguistic usage. The operations 'store', 'create', 'transmit', 'receive', 'establish communication channel', 'authenticate' and 're-authenticate' are originally taken from [2]. The operation 'load' is synonymous to 'import' used in [2].

This section on security functional requirements for the TOE is divided into sub-section following the main security functionality. SFRs from the PACE PP are not repeated in this PP but listed in Table 4. Only those SFRs from PACE PP extended in this PP are written down below.

|  |  |
|--|--|
| <b>Security target Lite for<br/>IDealPass v2.0.1<br/>SAC/EAC Application</b> | Ref.: 2016_2000023040<br>Page: <b>58/141</b> |
|--|--|

| <b>SFRs to be taken from PACE PP [R16]</b> |
|--|
| FAU_SAS.1                                  |
| FCS_CKM.1/DH_PACE                          |
| FCS_CKM.4                                  |
| FCS_COP.1/PACE_ENC                         |
| FCS_COP.1/PACE_MAC                         |
| FCS_RND.1                                  |
| FIA_AFL.1/PACE                             |
| FIA_UAU.6/PACE                             |
| FDP_RIP.1                                  |
| FDP_UCT.1/TRM                              |
| FDP_UIT.1/TRM                              |
| FMT_SMF.1                                  |
| FMT_MTD.1/INI_ENA                          |
| FMT_MTD.1/INI_DIS                          |
| FMT_MTD.1/PA                               |
| FPT_TST.1                                  |
| FPT_FLS.1                                  |
| FPT_PHP.3                                  |
| FTP_ITC.1/PACE                             |

#### 6.1.1.1 SFRs listed in PP PACE

##### **FCS\_CKM.1/DH\_PACE Cryptographic key generation DH for PACE session key**

**FCS\_CKM.1.1/DH\_PACE** The TSF shall generate cryptographic keys in accordance with a specified cryptographic key generation algorithm **Diffie-Hellman Protocol (PKCS3),ECDH (ISO 15946)**<sup>4</sup>

[R17] and specified cryptographic key sizes **1024, 1536 and 2048 bits and 192, 224, 256, 320, 384, 512 and 521 bits** that meet the following: **[R10],Annex A.1 and [R13]and [R14]**.

*Application note:*

The TOE generates a shared secret value K with the terminal during the PACE protocol, see [R4]. This protocol may be based on the Diffie-Hellman-Protocol compliant to PKCS#3 (i.e. modulo arithmetic based cryptographic algorithm, cf. [R13]) or on the ECDH compliant to TR-03111 [R12] (i.e. the elliptic curve cryptographic algorithm ECKA, cf. [R4]and [R12] for details). The shared secret value K is used for deriving the AES or DES session keys for message encryption and message authentication (PACE-K.MAC, PACE-K.Enc) according to [R4]for the TSF required by FCS\_COP.1/PACE\_ENC and FCS\_COP.1/PACE\_MAC.

|  |  |
|--|--|
| <b>Security target Lite for<br/>IDealPass v2.0.1<br/>SAC/EAC Application</b> | Ref.: 2016_2000023040<br>Page: <b>59/141</b> |
|--|--|

FCS\_CKM.1/DH\_PACE implicitly contains the requirements for the hashing functions used for key derivation by demanding compliance to [R4].

#### **FCS\_CKM.4 Cryptographic key destruction**

**FCS\_CKM.4.1** The TSF shall destroy cryptographic keys in accordance with a specified cryptographic key destruction method **Overwriting with random data** that meets the following: **none**.

*Application note:*

The TOE shall destroy the PACE session keys after detection of an error in a received command by verification of the MAC. The TOE shall clear the memory area of any session keys before starting the communication with the terminal in a new after-reset-session as required by FDP\_RIP.1.

#### **FCS\_COP.1/PACE\_ENC Cryptographic operation**

**FCS\_COP.1.1/PACE\_ENC** The TSF shall perform **secure messaging - encryption and decryption**

in accordance with a specified cryptographic algorithm **3DES and AES in CBC mode** and cryptographic key sizes **respectively 112 and 128, 192 and 256bits** that meet the following: **compliant to** [R4].

*Application note:*

This SFR requires the TOE to implement the cryptographic primitive AES or 3DES for secure messaging with encryption of transmitted data and encrypting the nonce in the first step of PACE. The related session keys are agreed between the TOE and the terminal as part of the PACE protocol according to the FCS\_CKM.1/DH\_PACE (PACE-KEnc).

#### **FCS\_COP.1/PACE\_MAC Cryptographic operation**

**FCS\_COP.1.1/PACE\_MAC** The TSF shall perform **secure messaging - message authentication code**

in accordance with a specified cryptographic algorithm **Retail-MAC and CMAC** and cryptographic key sizes **respectively 112 and 128, 192 and 256bits** that meet the following: **compliant to** [R4].

|  |  |
|--|--|
| <b>Security target Lite for<br/>IDealPass v2.0.1<br/>SAC/EAC Application</b> | Ref.: 2016_2000023040<br>Page: <b>60/141</b> |
|--|--|

*Application note:*

This SFR requires the TOE to implement the cryptographic primitive for secure messaging with message authentication code over transmitted data. The related session keys are agreed between the TOE and the terminal as part of either the PACE protocol according to the FCS\_CKM.1/DH\_PACE (PACE-K.MAC). Note that in accordance with [R4] the (two-key) Triple-DES could be used in Retail mode for secure messaging.

### **FIA\_AFL.1/PACE Authentication failure handling**

**FIA\_AFL.1.1/PACE** The TSF shall detect when **3** unsuccessful authentication attempts occur related to **authentication attempts using the PACE password as shared password**.

**FIA\_AFL.1.2/PACE** When the defined number of unsuccessful authentication attempts has been **met**, the TSF shall **consecutively increase the reaction time of the TOE before a new authentication attempt**

*Application note:*

The open assignment operation shall be performed according to a concrete implementation of the TOE, whereby actions to be executed by the TOE may either be common for all data concerned (PACE passwords, see [R4]) or for an arbitrary subset of them or may also separately be defined for each datum in question. Since all non-blocking authorisation data (PACE passwords) being used as a shared secret within the PACE protocol do not possess a sufficient entropy, the TOE shall not allow a quick monitoring of its behaviour (e.g. due to a long reaction time) in order to make the first step of the skimming attack requiring an attack potential beyond high, so that the threat T.Tracing can be averted in the frame of the security policy of the current PP. One of some opportunities for performing this operation might be '*consecutively increase the reaction time of the TOE to the next authentication attempt using PACE passwords*'.

### **FIA\_UAU.6/PACE Re-authenticating**

**FIA\_UAU.6.1/PACE** The TSF shall re-authenticate the user under the conditions **each command sent to the TOE after successful run of the PACE protocol shall be verified as being sent by the PACE terminal**.

*Application note:*

The PACE protocol specified in [R4] starts secure messaging used for all commands exchanged after successful PACE authentication. The TOE checks each command by secure messaging in encrypt-then-authenticate mode based on CMAC or Retail-MAC, whether it was sent by the successfully authenticated terminal (see

|  |  |
|--|--|
| <b>Security target Lite for<br/>IDealPass v2.0.1<br/>SAC/EAC Application</b> | Ref.: 2016_2000023040<br>Page: <b>61/141</b> |
|--|--|

FCS\_COP.1/PACE\_MAC for further details). The TOE does not execute any command with incorrect message authentication code. Therefore, the TOE re-authenticates the terminal connected, if a secure messaging error occurred, and accepts only those commands received from the initially authenticated terminal.

### **FDP\_RIP.1 Subset residual information protection**

**FDP\_RIP.1.1** The TSF shall ensure that any previous information content of a resource is made unavailable upon the **allocation of the resource to and deallocation of the resource from** the following objects: **1. Session Keys (immediately after closing related communication session),**  
**2. the ephemeral private key ephem - SK PICC- PACE (by having generated a DH shared secret K).**

*Application note:*

The functional family FDP\_RIP possesses such a general character, so that it is applicable not only to user data (as assumed by the class FDP), but also to TSF-data; in this respect it is similar to the functional family FPT\_EMS. Applied to cryptographic keys, FDP\_RIP.1 requires a certain quality metric ('any previous information content of a resource is made unavailable') for key-s destruction in addition to FCS\_CKM.4 that merely requires a fact of key destruction according to a method/standard.

The TOE shall meet the requirement -Basic data exchange confidentiality (FDP\_UCT.1)- as specified below (Common Criteria Part 2).

### **FDP\_UCT.1/TRM Basic data exchange confidentiality**

**FDP\_UCT.1.1/TRM** The TSF shall enforce the **Access Control SFP to transmit and receive** user data in a manner protected from unauthorised disclosure.

### **FDP\_UIT.1/TRM Data exchange integrity**

**FDP\_UIT.1.1/TRM** The TSF shall enforce the **Access Control SFP to transmit and receive** user data in a manner protected from **modification, deletion, insertion and replay** errors.

**FDP\_UIT.1.2/TRM** The TSF shall be able to determine on receipt of user data, whether **modification, deletion, insertion and replay** has occurred.

**Security target Lite for  
IDealPass v2.0.1  
SAC/EAC Application**

Ref.: 2016\_2000023040

Page: **62/141**

### **FTP\_ITC.1/PACE Inter-TSF trusted channel**

**FTP\_ITC.1.1/PACE** The TSF shall provide a communication channel between itself and another trusted IT product that is logically distinct from other communication channels and provides assured identification of its end points and protection of the channel data from modification or disclosure.

**FTP\_ITC.1.2/PACE** The TSF shall permit **another trusted IT product** to initiate communication via the trusted channel.

**FTP\_ITC.1.3/PACE** The TSF shall initiate communication via the trusted channel for **any data exchange between the TOE and the Terminal. NOTE: the TSF shall enforce instead of initiate**

#### *Application note:*

The trusted IT product is the terminal. In FTP\_ITC.1.3/PACE, the word 'initiate' is changed to 'enforce', as the TOE is a passive device that can not initiate the communication. All the communication are initiated by the Terminal, and the TOE enforce the trusted channel.

The trusted channel is established after successful performing the PACE protocol (FIA\_UAU.1/PACE). If the PACE was successfully performed, secure messaging is immediately started using the derived session keys (PACE-K.MAC, PACE-K.Enc): this secure messaging enforces preventing tracing while Passive Authentication and the required properties of operational trusted channel; the cryptographic primitives being used for the secure messaging are as required by FCS\_COP.1/PACE\_ENC and FCS\_COP.1/PACE\_MAC. The establishing phase of the PACE trusted channel does not enable tracing due to the requirements FIA\_AFL.1/PACE.

Please note that the control on the user data stored in the TOE is addressed by FDP\_ACF.1/TRM.

### **FMT\_SMF.1 Specification of Management Functions**

**FMT\_SMF.1.1** The TSF shall be capable of performing the following management functions:

- 1. Initialization,**
- 2. Pre-personalisation,**
- 3. Personalisation**
- 4. Configuration.**

Security target Lite for  
IDealPass v2.0.1  
SAC/EAC Application

Ref.: 2016\_2000023040  
Page: 63/141

#### FMT\_MTD.1/INI\_ENA Management of TSF data

**FMT\_MTD.1.1/INI\_ENA** The TSF shall restrict the ability to **write** the **Initialisation Data and the Pre-personalisation Data to the Manufacturer.**

*Application note:*

The TOE may restrict the ability to write the Initialisation Data and the Pre-personalisation Data by (i) allowing writing these data only once and (ii) blocking the role Manufacturer at the end of the manufacturing phase. The Manufacturer may write the Initialisation Data (as required by FAU\_SAS.1) including, but being not limited to a unique identification of the IC being used to trace the IC in the life cycle phases 'manufacturing' and 'issuing', but being not needed and may be misused in the 'operational use'. Therefore, read and use access to the Initialisation Data shall be blocked in the 'operational use' by the Personalisation Agent, when he switches the TOE from the life cycle phase 'issuing' to the life cycle phase 'operational use'.

#### FMT\_MTD.1/PA Management of TSF data

**FMT\_MTD.1.1/PA** The TSF shall restrict the ability to **write** the **Document Security Object (SO.D) to the Personalisation Agent.**

*Application note:*

By writing SO.D into the TOE, the Personalisation Agent confirms (on behalf of DS) the correctness and genuineness of all the personalisation data related. This consists of user- and TSF- data.

#### FPT\_FLS.1 Failure with preservation of secure state

**FPT\_FLS.1.1** The TSF shall preserve a secure state when the following types of failures occur: **1. Exposure to operating conditions causing a TOE malfunction,**  
**2. Failure detected by TSF according to FPT\_TST.1,**  
**3. [assignment: list of types of failures in the TSF ].**

|  |  |
|--|--|
| <b>Security target Lite for<br/>IDealPass v2.0.1<br/>SAC/EAC Application</b> | Ref.: 2016_2000023040<br>Page: <b>64/141</b> |
|--|--|

### FPT\_TST.1 TSF testing

**FPT\_TST.1.1** The TSF shall run a suite of self tests **during initial start-up** to demonstrate the correct operation of **TSF Data**.

**FPT\_TST.1.2** The TSF shall provide authorised users with the capability to verify the integrity of **TSF data**.

**FPT\_TST.1.3** The TSF shall provide authorised users with the capability to verify the integrity of **stored TSF executable code**.

*Application note:*

If the travel document's chip uses state of the art smart card technology, it will run some self tests at the request of an authorised user and some self tests automatically. E.g. a self test for the verification of the integrity of stored TSF executable code required by FPT\_TST.1.3 may be executed during initial start-up by the 'authorised user' Manufacturer in the life cycle phase 'Manufacturing'. Other self tests may automatically run to detect failures and to preserve the secure state according to FPT\_FLS.1 in the phase 'operational use', e.g. to check a calculation with a private key by the reverse calculation with the corresponding public key as a countermeasure against Differential Failure Analysis.

### FPT\_PHP.3 Resistance to physical attack

**FPT\_PHP.3.1** The TSF shall resist **physical manipulation and physical probing** to the **TSF** by responding automatically such that the SFRs are always enforced.

*Application note:*

The TOE will implement appropriate measures to continuously counter physical manipulation and physical probing. Due to the nature of these attacks (especially manipulation) the TOE can by no means detect attacks on all of its elements. Therefore, permanent protection against these attacks is required ensuring that the TSP could not be violated at any time. Hence, 'automatic response' means here (i) assuming that there might be an attack at any time and (ii) countermeasures are provided at any time.



**Security target Lite for  
IDealPass v2.0.1  
SAC/EAC Application**

Ref.: 2016\_2000023040  
Page: **65/141**

### **FAU\_SAS.1 Audit storage**

**FAU\_SAS.1.1** The TSF shall provide **the Manufacturer** with the capability to store **initialisation and pre-personalization data** in the audit records.

*Application note:*

The Manufacturer role is the default user identity assumed by the TOE in the life cycle phase 'manufacturing'. The IC manufacturer and the travel document manufacturer in the Manufacturer role write the Initialisation and/or Pre-personalisation Data as TSF-data into the TOE. The audit records are usually write-only-once data of the travel document (see FMT\_MTD.1/INI\_ENA, FMT\_MTD.1/INI\_DIS). Please note that there could also be such audit records which cannot be read out, but directly used by the TOE.

### **FCS\_RND.1 Quality metric for random numbers**

**FCS\_RND.1.1** The TSF shall provide a mechanism to generate random numbers with a reprocessing algorithmic that meet **AIS31 Class P2 quality metric**.

*Application note:*

This SFR requires the TOE to generate random numbers (random nonce) used for the authentication protocol (PACE) as required by FIA\_UAU.4/PACE.

### **FMT\_MTD.1/INI\_DIS Management of TSF data**

**FMT\_MTD.1.1/INI\_DIS** The TSF shall restrict the ability to **read out the Initialisation Data and the Pre-personalisation Data to the Personalisation Agent**.

*Application note:*

The TOE may restrict the ability to write the Initialisation Data and the Pre-personalisation Data by (i) allowing writing these data only once and (ii) blocking the role Manufacturer at the end of the manufacturing phase. The Manufacturer may write the Initialisation Data (as required by FAU\_SAS.1) including, but being not limited to a unique identification of the IC being used to trace the IC in the life cycle phases 'manufacturing' and 'issuing', but being not needed and may be misused in the 'operational use'. Therefore, read and use access to the Initialisation Data shall be blocked in the 'operational use' by the Personalisation Agent, when he switches the TOE from the life cycle phase 'issuing' to the life cycle phase 'operational use'.

|  |  |
|--|--|
| <b>Security target Lite for<br/>IDealPass v2.0.1<br/>SAC/EAC Application</b> | Ref.: 2016_2000023040<br>Page: <b>66/141</b> |
|--|--|

### 6.1.1.2 Additional SFRs

#### Class Cryptographic Support (FCS)

The TOE shall meet the requirement 'Cryptographic key generation (FCS\_CKM.1)' as specified below (Common Criteria Part 2). The iterations are caused by different cryptographic key generation algorithms to be implemented and key to be generated by the TOE.

#### *Cryptographic operation (FCS\_COP.1)*

The TOE shall meet the requirement 'Cryptographic operation (FCS\_COP.1)' as specified below (Common Criteria Part 2). The iterations are caused by different cryptographic algorithms to be implemented by the TOE.

#### **FCS\_COP.1/SYM Cryptographic operation**

**FCS\_COP.1.1/SYM** The TSF shall perform **secure messaging encryption and decryption** in accordance with a specified cryptographic algorithm **Triple-DES and AES in CBC mode** and cryptographic key sizes **respectively 112 and 128, 192 and 256 bits** that meet the following: [[R5]].

#### *Application note:*

This SFR requires the TOE to implement the cryptographic primitives (e.g. Triple-DES and/or AES) for secure messaging with encryption of the transmitted data. The keys are agreed between the TOE and the terminal as part of the Chip Authentication Protocol Version 1 according to the FCS\_CKM.1/CA.

#### **FCS\_COP.1/SIG\_VER Cryptographic operation**

**FCS\_COP.1.1/SIG\_VER** The TSF shall perform **digital signature verification** in accordance with a specified cryptographic algorithm **ECDSA and RSA**.

**For ECDSA** the cryptographic key sizes are: 192, **224, 256, 320, 384, 512 and 521 bits** that meet the following: **ISO15946-2 specified in 4**

**[R17] in combination with SHA1, SHA224, SHA256, SHA384 and SHA512 digest algorithms**

**For RSA** the cryptographic key sizes are: 1280, **1536, 1792, 2560 and 3072 bits** . that meet the following: **RSA PKCS#1 v1.5 and RSA PSS specified in**

|  |                                       |
|--|---------------------------------------|
| <b>Security target Lite for<br/>IDealPass v2.0.1<br/>SAC/EAC Application</b> | Ref.: 2016_2000023040<br>Page: 67/141 |
|--|---------------------------------------|

**[R18] in combination with SHA1 and SHA256 digest algorithms for RSA PKCS#1 v1.5 and SHA1 ,SHA256 and SHA512 for RSA PSS**

*Application note:*

The ST writer shall perform the missing operation of the assignments for the signature algorithms key lengths and standards implemented by the TOE for the Terminal Authentication Protocol v.1 (cf. [R5]). The signature verification is used to verify the card verifiable certificates and the authentication attempt of the terminal creating a digital signature for the TOE challenge.

#### **FCS\_COP.1/MAC Cryptographic operation**

**FCS\_COP.1.1/MAC** The TSF shall perform **secure messaging message authentication code** in accordance with a specified cryptographic algorithm **3DES Retail MAC and AES CMAC** and cryptographic key sizes **respectively 112 and 128, 192 and 256bits** that meet the following: [R6]

*Application note:*

This SFR requires the TOE to implement the cryptographic primitive for secure messaging with encryption and message authentication code over the transmitted data. The key is agreed between the TSF by Chip Authentication Protocol Version 1 according to the FCS\_CKM.1/CA. Furthermore the SFR is used for authentication attempts of a terminal as Personalisation Agent by means of the authentication mechanism.

#### **FCS\_COP.1/SIG\_GEN Cryptographic operation**

**FCS\_COP.1.1/SIG\_GEN** The TSF shall perform :

**digital signature generation** in accordance with a specified cryptographic algorithm **ECDSA and RSA** and cryptographic key sizes **192,224, 256 ,320, 384, 512 and 521 bits for ECDSA and 1536, 1792 ,2048, 2560, and 3072bits for RSA** that meet the following: **ISO15946-24**

**[R17] for ECDSA and RSA-PKCS#1-v2.1 [R18] for RSA, in combination with SHA1, SHA224, SHA256, SHA384 and SHA512 digest algorithms for**

|  |  |
|--|--|
| <b>Security target Lite for<br/>IDealPass v2.0.1<br/>SAC/EAC Application</b> | Ref.: 2016_2000023040<br>Page: <b>68/141</b> |
|--|--|

## **ECDSA and SHA1, SHA224, SHA256, SHA384, and SHA512 digest algorithms for ECDSA.**

### *Application note:*

This SFR has been added to this ST in order to support the signing of challenges generated by the Inspection System as part of the optional Active Authentication protocol specified in [ICAO-9303].

### *Miscellaneous*

## **FCS\_CKM.1/CA Cryptographic key generation**

**FCS\_CKM.1.1/CA** The TSF shall generate cryptographic keys in accordance with a specified cryptographic key generation algorithm **based on the ECDH protocol and Diffie-Hellman Protocol**, and specified cryptographic key sizes **192, 224, 256, 320, 384, 512 or 521 bits and 2048 bits** that meet the following: **[DH-PKCS#3] and [TR-03111]**.

### *Application note:*

FCS\_CKM.1/CA implicitly contains the requirements for the hashing functions used for key derivation by demanding compliance to [R5].

The TOE generates a shared secret value with the terminal during the Chip Authentication Protocol Version 1, see [R5]. This protocol may be based on the Diffie-Hellman-Protocol compliant to PKCS#3 (i.e. modulo arithmetic based cryptographic algorithm, cf. [R12]) or on the ECDH compliant to TR-03111 (i.e. an elliptic curve cryptography algorithm) (cf. [R13], for details). The shared secret value is used to derive the Chip Authentication Session Keys used for encryption and MAC computation for secure messaging (defined in Key Derivation Function [R5]).

The TOE shall implement the hash function SHA-1 for the cryptographic primitive to derive the keys for secure messaging from any shared secrets of the Authentication Mechanisms. The Chip Authentication Protocol v.1 may use SHA-1 (cf. [R5] ). The TOE may implement additional hash functions SHA-224 and SHA-256 for the Terminal Authentication Protocol v.1 (cf. [R5] for details).

The TOE shall destroy any session keys in accordance with FCS\_CKM.4 from [R16] after (i) detection of an error in a received command by verification of the MAC and (ii) after successful run of the Chip Authentication Protocol v.1. (iii) The TOE shall destroy the PACE Session Keys after generation of a Chip Authentication Session Keys and changing the secure messaging to the Chip Authentication Session Keys. (iv) The TOE shall clear the memory area of any session keys before starting the communication with the terminal in a new after-reset-session as required by FDP\_RIP.1. Concerning the Chip Authentication keys FCS\_CKM.4 is also fulfilled by FCS\_CKM.1/CA.

|  |  |
|--|--|
| <b>Security target Lite for<br/>IDealPass v2.0.1<br/>SAC/EAC Application</b> | Ref.: 2016_2000023040<br>Page: <b>69/141</b> |
|--|--|

### Class FIA Identification and Authentication

The Table 5 provides an overview on the authentication mechanisms used.

| Name  | SFR for the TOE                                   |
|---|---|
| Active Authentication Protocol                      | FIA_API.1.1/AAP                                   |
| Authentication Mechanism for Personalisation Agents | FIA_UAU.4/PACE                                    |
| Chip Authentication Protocol v.1                    | FIA_API.1, FIA_UAU.5/PACE,<br>FIA_UAU.6/EAC       |
| Terminal Authentication Protocol v.1                | FIA_UAU.5/PACE                                    |
| PACE protocol                                       | FIA_UAU.1/PACE, FIA_UAU.5/PACE,<br>FIA_AFL.1/PACE |
| Passive Authentication                              | FIA_UAU.5/PACE                                    |

Note the Chip Authentication Protocol Version 1 as defined in this protection profile includes:

- the asymmetric key agreement to establish symmetric secure messaging keys between the TOE and the terminal based on the Chip Authentication Public Key and the Terminal Public Key used later in the Terminal Authentication Protocol Version 1,
- the check whether the TOE is able to generate the correct message authentication code with the expected key for any message received by the terminal.

The Chip Authentication Protocol v.1 may be used independent of the Terminal Authentication Protocol v.1. But if the Terminal Authentication Protocol v.1 is used the terminal shall use the same public key as presented during the Chip Authentication Protocol v.1.

The TOE shall meet the requirement 'Timing of identification (FIA\_UID.1)' as specified below (Common Criteria Part 2).

#### **FIA\_UID.1/PACE Timing of identification**

- FIA\_UID.1.1/PACE** The TSF shall allow
- 1. to establish the communication channel,**
  - 2. carrying out the PACE Protocol according to [R4],**
  - 3. to read the Initialization Data if it is not disabled by TSF according to FMT\_MTD.1/INI\_DIS**
  - 4. to carry out the Chip Authentication Protocol v.1 according to [R5]**
  - 5. to carry out the Terminal Authentication Protocol v.1 according to [R5] on behalf of the user to be performed before the user is identified.**

|  |  |
|--|--|
| <b>Security target Lite for<br/>IDealPass v2.0.1<br/>SAC/EAC Application</b> | Ref.: 2016_2000023040<br>Page: <b>70/141</b> |
|--|--|

**FIA\_UID.1.2/PACE** The TSF shall require each user to be successfully identified before allowing any other TSF-mediated actions on behalf of that user.

*Application note:*

The SFR FIA\_UID.1/PACE in the current PP covers the definition in PACE PP [R16] and extends it by EAC aspect 4. This extension does not conflict with the strict conformance to PACE PP.

In the Phase 2 'Manufacturing of the TOE' the Manufacturer is the only user role known to the TOE which writes the Initialization Data and/or Pre-personalisation Data in the audit records of the IC. The travel document manufacturer may create the user role Personalisation Agent for transition from Phase 2 to Phase 3 'Personalisation of the travel document'. The users in role Personalisation Agent identify themselves by means of selecting the authentication key. After personalisation in the Phase 3 the PACE domain parameters, the Chip Authentication data and Terminal Authentication Reference Data are written into the TOE. The Inspection System is identified as default user after power up or reset of the TOE i.e. the TOE will run the PACE protocol, to gain access to the Chip Authentication Reference Data and to run the Chip Authentication Protocol Version 1. After successful authentication of the chip the terminal may identify itself as (i) Extended Inspection System by selection of the templates for the Terminal Authentication Protocol Version 1 or (ii) if necessary and available by authentication as Personalisation Agent (using the Personalisation Agent Key).

User identified after a successfully performed PACE protocol is a terminal. Please note that neither CAN nor MRZ effectively represent secrets, but are restricted revealable; i.e. it is either the travel document holder itself or an authorised other person or device (Basic Inspection System with PACE).

In the life-cycle phase 'Manufacturing' the Manufacturer is the only user role known to the TOE. The Manufacturer writes the Initialisation Data and/or Pre-personalisation Data in the audit records of the IC. Please note that a Personalisation Agent acts on behalf of the travel document Issuer under his and CSCA and DS policies. Hence, they define authentication procedure(s) for Personalisation Agents. The TOE must functionally support these authentication procedures being subject to evaluation within the assurance components ALC\_DEL.1 and AGD\_PRE.1. The TOE assumes the user role 'Personalisation Agent', when a terminal proves the respective Terminal Authorisation Level as defined by the related policy (policies).

|  |
|--|
| <b>FIA_UAU.1/PACE Timing of authentication</b> |
|--|

**FIA\_UAU.1.1/PACE** The TSF shall allow **1. to establish the communication channel,**

**2. carrying out the PACE Protocol according to [R4],**

**3. to read the Initialization Data if it is not disabled by TSF according to FMT\_MTD.1/INI\_DIS,**

**4. to identify themselves by selection of the authentication key**

**5. to carry out the Chip Authentication Protocol Version 1 according to [R5]**

|  |  |
|--|--|
| <b>Security target Lite for<br/>IDealPass v2.0.1<br/>SAC/EAC Application</b> | Ref.: 2016_2000023040<br>Page: <b>71/141</b> |
|--|--|

**6. to carry out the Terminal Authentication Protocol Version 1 according to [R5] 16** on behalf of the user to be performed before the user is authenticated.

**FIA\_UAU.1.2/PACE** The TSF shall require each user to be successfully authenticated before allowing any other TSF-mediated actions on behalf of that user.

*Application note:*

The SFR FIA\_UAU.1/PACE. in the current PP covers the definition in PACE PP [R16] and extends it by EAC aspect 5. This extension does not conflict with the strict conformance to PACE PP.

The user authenticated after a successfully performed PACE protocol is a terminal. Please note that neither CAN nor MRZ effectively represent secrets, but are restricted revealable; i.e. it is either the travel document holder itself or an authorised other person or device (BIS-PACE). If PACE was successfully performed, secure messaging is started using the derived session keys (PACE-K.MAC, PACE-K.Enc), cf. FTP\_ITC.1/PACE.

#### **FIA\_UAU.4/PACE Single-use authentication mechanisms**

**FIA\_UAU.4.1/PACE** The TSF shall prevent reuse of authentication data related to **1.PACE Protocol according to [R4],**

**2.Authentication Mechanism based on Triple- DES and AES**

**3.Terminal Authentication Protocol v.1 according to [R5].**

*Application note:*

The SFR FIA\_UAU.4.1 in the current PP covers the definition in PACE PP [R16] and extends it by the EAC aspect 3. This extension does not conflict with the strict conformance to PACE PP. The generation of random numbers (random nonce) used for the authentication protocol (PACE) and Terminal Authentication as required by FIA\_UAU.4/PACE is required by FCS\_RND.1 from [R16].

The authentication mechanisms may use either a challenge freshly and randomly generated by the TOE to prevent reuse of a response generated by a terminal in a successful authentication attempt. However, the authentication of Personalisation Agent may rely on other mechanisms ensuring protection against replay attacks, such as the use of an internal counter as a diversifier.

#### **FIA\_UAU.5/PACE Multiple authentication mechanisms**

**FIA\_UAU.5.1/PACE** The TSF shall provide **1. PACE Protocol according to [R4],**

**2. Passive Authentication according to [R6]**

**3. Secure messaging in MAC-ENC mode according to [R4],**



|  |                                       |
|--|---------------------------------------|
| <b>Security target Lite for<br/>IDealPass v2.0.1<br/>SAC/EAC Application</b> | Ref.: 2016_2000023040<br>Page: 72/141 |
|--|---------------------------------------|

**4. Symmetric Authentication Mechanism based on Triple-DES and AES****5. Terminal Authentication Protocol v.1 according to [R5], to support user authentication.**

**FIA\_UAU.5.2/PACE** The TSF shall authenticate any user's claimed identity according to the **following rules:**

**1. Having successfully run the PACE protocol the TOE accepts only received commands with correct message authentication code sent by means of secure messaging with the key agreed with the terminal by means of the PACE protocol.**

**2. The TOE accepts the authentication attempt as Personalisation Agent by [selection: the Authentication Mechanism with Personalisation Agent Key(s)].**

**3. After run of the Chip Authentication Protocol Version 1 the TOE accepts only received commands with correct message authentication code sent by means of secure messaging with key agreed with the terminal by means of the Chip Authentication Mechanism v1.**

**4. The TOE accepts the authentication attempt by means of the Terminal Authentication Protocol v.1 only if the terminal uses the public key presented during the Chip Authentication Protocol v.1 and the secure messaging established by the Chip Authentication Mechanism v.1 19.**

**5. [assignment: rules describing how the multiple authentication mechanisms provide authentication].**

*Application note:*

The SFR FIA\_UAU.5.1/PACE in the current PP covers the definition in PACE PP [R16] and extends it by EAC aspects 4), 5), and 6). The SFR FIA\_UAU.5.2/PACE in the current PP covers the definition in PACE PP [R16] and extends it by EAC aspects 2), 3), 4) and 5). These extensions do not conflict with the strict conformance to PACE PP.

|  |
|--|
| <b>FIA_UAU.6/EAC Re-authenticating</b> |
|--|

**FIA\_UAU.6.1/EAC** The TSF shall re-authenticate the user under the conditions **each command sent to the TOE after successful run of the Chip Authentication Protocol Version 1 shall be verified as being sent by the Inspection System.**

*Application note:*

The Password Authenticated Connection Establishment and the Chip Authentication Protocol specified in [R6] include secure messaging for all commands exchanged after successful authentication of the Inspection System. The TOE checks by secure messaging in MAC\_ENC mode each command based on a corresponding MAC algorithm whether it was sent by the successfully authenticated terminal (see FCS\_COP.1/CA\_MAC for further details). The TOE



|  |  |
|--|--|
| <b>Security target Lite for<br/>IDealPass v2.0.1<br/>SAC/EAC Application</b> | Ref.: 2016_2000023040<br>Page: <b>73/141</b> |
|--|--|

does not execute any command with incorrect message authentication code. Therefore the TOE re-authenticates the user for each received command and accepts only those commands received from the previously authenticated user.

### **FIA\_API.1/CAP Authentication Proof of Identity**

**FIA\_API.1.1/CAP** The TSF shall provide a **Chip Authentication Protocol according to [R5]** to prove the identity of the **TOE**.

*Application note:*

This SFR requires the TOE to implement the Chip Authentication Mechanism v.1 specified in [R5]. The TOE and the terminal generate a shared secret using the Diffie-Hellman Protocol (DH or EC-DH) and two session keys for secure messaging in ENC\_MAC mode according to [R6]. The terminal verifies by means of secure messaging whether the travel document's chip was able or not to run his protocol properly using its Chip Authentication Private Key corresponding to the Chip Authentication Key (EF.DG14).

### **FIA\_API.1/AAP Authentication Proof of Identity**

**FIA\_API.1.1/AAP** The TSF shall provide a **Active Authentication Protocol according to [R6]** to prove the identity of the **TOE**.

*Application note:*

This SFR has been added for the optional Active Authentication protocol. It requires the TOE to implement the Active Authentication Mechanism specified in [R6]. The terminal generates a secret then verifies whether the MRTD's chip was able or not to sign it properly using its Active Authentication private key corresponding to the Active Authentication public key (EF.DG14).

### **Class FDP User Data Protection**

The TOE shall meet the requirement 'Subset access control (FDP\_ACC.1)' as specified below (Common Criteria Part 2).

|  |  |
|--|--|
| <b>Security target Lite for<br/>IDealPass v2.0.1<br/>SAC/EAC Application</b> | Ref.: 2016_2000023040<br>Page: <b>74/141</b> |
|--|--|

**FDP\_ACC.1/TRM Subset access control**

**FDP\_ACC.1.1/TRM** The TSF shall enforce the **Access Control SFP** on **terminals gaining access to the User Data and data stored in EF.SOD of the logical travel document.**

*Application note:*

The SFR FIA\_ACC.1.1 in the current PP covers the definition in PACE PP [R16] and extends it by data stored in EF.SOD of the logical travel document. This extension does not conflict with the strict conformance to PACE PP.

**FDP\_ACF.1/TRM Security attribute based access control**

**FDP\_ACF.1.1/TRM** The TSF shall enforce the **Access Control SFP** to objects based on the following: **1. Subjects:**

**1.a. Terminal,**

**1.b. BIS-PACE**

**1.c. Extended Inspection System**

**2. Objects:**

**2.a. data in EF.DG1, EF.DG2 and EF.DG5 to EF.DG16, EF.SOD and EF.COM of the logical travel document,**

**2.b. data in EF.DG3 of the logical travel document,**

**2.c. data in EF.DG4 of the logical travel document,**

**2.d. all TOE intrinsic secret cryptographic keys stored in the travel document**

**3. Security attributes:**

**3.a. PACE Authentication**

**3.b. Terminal Authentication v.1**

**3.c. Authorisation of the Terminal.**

**FDP\_ACF.1.2/TRM** The TSF shall enforce the following rules to determine if an operation among controlled subjects and controlled objects is allowed: **A BIS-PACE is allowed to read data objects from FDP\_ACF.1.1/TRM according to [R4] after a successful PACE authentication as required by FIA\_UAU.1/PACE.**

**FDP\_ACF.1.3/TRM** The TSF shall explicitly authorise access of subjects to objects based on the following additional rules: **none.**

**FDP\_ACF.1.4/TRM** The TSF shall explicitly deny access of subjects to objects based on the following additional rules: **1. Any terminal being not**

|  |                                       |
|--|---------------------------------------|
| <b>Security target Lite for<br/>IDealPass v2.0.1<br/>SAC/EAC Application</b> | Ref.: 2016_2000023040<br>Page: 75/141 |
|--|---------------------------------------|

**authenticated as PACE authenticated BIS-PACE is not allowed to read, to write, to modify, to use any User Data stored on the travel document.**

**2. Terminals not using secure messaging are not allowed to read, to write, to modify, to use any data stored on the travel document.**

**3. Any terminal being not successfully authenticated as Extended Inspection System with the Read access to DG 3 (Fingerprint) granted by the relative certificate holder authorization encoding is not allowed to read the data objects 2b) of FDP\_ACF.1.1/TRM.**

**4. Any terminal being not successfully authenticated as Extended Inspection System with the Read access to DG 4 (Iris) granted by the relative certificate holder authorization encoding is not allowed to read the data objects 2c) of FDP\_ACF.1.1/TRM.**

**5. Nobody is allowed to read the data objects 2d) of FDP\_ACF.1.1/TRM.**

**6. Terminals authenticated as CVCA or as DV are not allowed to read data in the EF.DG3 and EF.DG4.**

*Application note:*

The SFR FDP\_ACF.1.1/TRM in the current PP covers the definition in PACE PP [R16] and extends it by additional subjects and objects. The SFRs FDP\_ACF.1.2/TRM and FDP\_ACF.1.3/TRM in the current PP cover the definition in PACE PP [R16]. The SFR FDP\_ACF.1.4/TRM in the current PP covers the definition in PACE PP [R16] and extends it by 3) to 6). These extensions do not conflict with the strict conformance to PACE PP.

The relative certificate holder authorization encoded in the CVC of the inspection system is defined in [R5]. The TOE verifies the certificate chain established by the Country Verifying Certification Authority, the Document Verifier Certificate and the Inspection System Certificate (cf. FMT\_MTD.3). The Terminal Authorization is the intersection of the Certificate Holder Authorization in the certificates of the Country Verifying Certification Authority, the Document Verifier Certificate and the Inspection System Certificate in a valid certificate chain.

Please note that the Document Security Object (SOD) stored in EF.SOD (see [R6]) does not belong to the user data, but to the TSF data. The Document Security Object can be read out by Inspection Systems using PACE, see [R4].

FDP\_UCT.1/TRM and FDP\_UIT.1/TRM require the protection of the User Data transmitted from the TOE to the terminal by secure messaging with encryption and message authentication codes after successful Chip Authentication Version 1 to the Inspection System. The Password Authenticated Connection Establishment, and the Chip Authentication Protocol v.1 establish different key sets to be used for secure messaging (each set of keys for the encryption and the message authentication key).

### **Class FMT Security Management**

The SFR FMT\_SMR.1/PACE provides basic requirements to the management of the TSF data.

The TOE shall meet the requirement 'Security roles (FMT\_SMR.1)' as specified below (Common Criteria Part 2).

Security target Lite for  
IDealPass v2.0.1  
SAC/EAC Application

Ref.: 2016\_2000023040  
Page: 76/141

### FMT\_SMR.1/PACE Security roles

**FMT\_SMR.1.1/PACE** The TSF shall maintain the roles **1. Manufacturer,**  
**2. Personalisation Agent,**  
**3. Terminal,**  
**4. PACE authenticated BIS-PACE,**  
**5. Country Verifying Certification Authority,**  
**6. Document Verifier,**  
**7. Domestic Extended Inspection System**  
**8. Foreign Extended Inspection System.**

**FMT\_SMR.1.2/PACE** The TSF shall be able to associate users with roles.

*Application note:*

The SFR FMT\_SMR.1/PACE provides basic requirements to the management of the TSF data.

The SFR FMT\_SMR.1.1/PACE in the current PP covers the definition in PACE PP [R16] and extends it by 5) to 8). This extension does not conflict with the strict conformance to PACE PP.

The SFR FMT\_LIM.1 and FMT\_LIM.2 address the management of the TSF and TSF data to prevent misuse of test features of the TOE over the life-cycle phases.

### FMT\_LIM.1 Limited capabilities

**FMT\_LIM.1.1** The TSF shall be designed in a manner that limits their capabilities so that in conjunction with 'Limited availability (FMT\_LIM.2)' the following policy is enforced **Deploying Test Features after TOE Delivery does not allow,**  
**1. User Data to be manipulated and disclosed,**  
**2. TSF data to be disclosed or manipulated,**  
**3. software to be reconstructed,**  
**4. substantial information about construction of TSF to be gathered which may enable other attacks and**  
**5. sensitive User Data (EF.DG3 and EF.DG4) to be disclosed**

|  |  |
|--|--|
| <b>Security target Lite for<br/>IDealPass v2.0.1<br/>SAC/EAC Application</b> | Ref.: 2016_2000023040<br>Page: <b>77/141</b> |
|--|--|

**FMT\_LIM.2 Limited availability**

**FMT\_LIM.2.1** The TSF shall be designed in a manner that limits their availability so that in conjunction with 'Limited capabilities (FMT\_LIM.1)' the following policy is enforced **Deploying Test Features after TOE Delivery does not allow:**

- 1. User Data to be manipulated and disclosed,**
- 2. TSF data to be disclosed or manipulated**
- 3. software to be reconstructed,**
- 4. substantial information about construction of TSF to be gathered which may enable other attacks and**
- 5. sensitive User Data (EF.DG3 and EF.DG4) to be disclosed,**

*Application note:*

The formulation of 'Deploying Test Features' in FMT\_LIM.2.1 might be a little bit misleading since the addressed features are no longer available (e.g. by disabling or removing the respective functionality). Nevertheless the combination of FMT\_LIM.1 and FMT\_LIM.2 is introduced to provide an optional approach to enforce the same policy. Note that the term 'software' in item 4 of FMT\_LIM.1.1 and FMT\_LIM.2.1 refers to both IC Dedicated and IC Embedded Software.

The following SFR are iterations of the component Management of TSF data (FMT\_MTD.1). The TSF data include but are not limited to those identified below.

**FMT\_MTD.1/CVCA\_INI Management of TSF data**

**FMT\_MTD.1.1/CVCA\_INI** The TSF shall restrict the ability to **write** the **1. initial Country Verifying Certification Authority Public Key,**

- 2. initial Country Verifying Certification Authority Certificate,**
- 3. initial Current Date,**
- 4. [assignment: list of TSF data ] to Personalization Agent.**

*Application note:*

The ST writer shall perform the missing operation in the component FMT\_MTD.1.1/CVCA\_INI. The initial Country Verifying Certification Authority Public Key may be written by the Manufacturer in the production or pre-personalisation phase or by the Personalisation Agent (cf. [R5]). The initial Country Verifying Certification Authority Public Keys (and their updates later on) are used to verify the Country Verifying Certification Authority Link-Certificates. The initial Country Verifying Certification Authority Certificate and the initial Current Date is needed for verification of the certificates and the calculation of the Terminal Authorization.

|  |  |
|--|--|
| <b>Security target Lite for<br/>IDealPass v2.0.1<br/>SAC/EAC Application</b> | Ref.: 2016_2000023040<br>Page: <b>78/141</b> |
|--|--|

**FMT\_MTD.1/CVCA\_UPD Management of TSF data**

**FMT\_MTD.1.1/CVCA\_UPD** The TSF shall restrict the ability to **update** the **1. Country Verifying Certification Authority Public Key, 2. Country Verifying Certification Authority Certificate** to **Country Verifying Certification Authority**.

*Application note:*

The Country Verifying Certification Authority updates its asymmetric key pair and distributes the public key by means of the Country Verifying CA Link-Certificates (cf. [R5]). The TOE updates its internal trust-point if a valid Country Verifying CA Link-Certificates (cf. FMT\_MTD.3) is provided by the terminal (cf. [R5]).

**FMT\_MTD.1/DATE Management of TSF data**

**FMT\_MTD.1.1/DATE** The TSF shall restrict the ability to **modify** the **Current date** to **1. Country Verifying Certification Authority, 2. Document Verifier, 3. Domestic Extended Inspection System**.

*Application note:*

The authorized roles are identified in their certificate (cf. [R5]) and authorized by validation of the certificate chain (cf. FMT\_MTD.3). The authorized role of the terminal is part of the Certificate Holder Authorization in the card verifiable certificate provided by the terminal for the identification and the Terminal Authentication v.1 (cf. to [R5]).

**FMT\_MTD.1/CAPK Management of TSF data**

**FMT\_MTD.1.1/CAPK** The TSF shall restrict the ability to **load** the **Chip Authentication Private Key** to **Personalization Agent**.

*Application note:*

The component FMT\_MTD.1/CAPK is refined by (i) selecting other operations and (ii) defining a selection for the operations 'create' and 'load' to be performed by the ST writer. The verb 'load' means here that the Chip Authentication Private Key is generated securely outside the TOE and written into the TOE memory. The verb 'create' means here that the Chip Authentication Private Key is generated by the TOE itself. In the latter case the ST writer shall include an appropriate instantiation of the component FCS\_CKM.1/CA as SFR for this key

|  |  |
|--|--|
| <b>Security target Lite for<br/>IDealPass v2.0.1<br/>SAC/EAC Application</b> | Ref.: 2016_2000023040<br>Page: <b>79/141</b> |
|--|--|

generation. The ST writer shall perform the assignment for the authorized identified roles in the SFR component FMT\_MTD.1/CAPK.

#### **FMT\_MTD.1/KEY\_READ Management of TSF data**

**FMT\_MTD.1.1/KEY\_READ** The TSF shall restrict the ability to **read** the **1. PACE passwords,**

**2. Chip Authentication Private Key,**

**3. Personalisation Agent Keys**

**4. Active Authentication Private Key to none.**

*Application note:*

The SFR FMT\_MTD.1/KEY\_READ in the current PP covers the definition in PACE PP [R16] and extends it by additional TSF data. This extension does not conflict with the strict conformance to PACE PP.

#### **FMT\_MTD.3 Secure TSF data**

**FMT\_MTD.3.1** The TSF shall ensure that only secure values are accepted for **TSF data of the Terminal Authentication Protocol v.1 and the Access Control.**

*Refinement:*

The certificate chain is valid if and only if

1. the digital signature of the Inspection System Certificate can be verified as correct with the public key of the Document Verifier Certificate and the expiration date of the Inspection System Certificate is not before the Current Date of the TOE,

2. the digital signature of the Document Verifier Certificate can be verified as correct with the public key in the Certificate of the Country Verifying Certification Authority and the expiration date of the Certificate of the Country Verifying Certification Authority is not before the Current Date of the TOE and the expiration date of the Document Verifier Certificate is not before the Current Date of the TOE,

3. the digital signature of the Certificate of the Country Verifying Certification Authority can be verified as correct with the public key of the Country Verifying Certification Authority known to the TOE.

The Inspection System Public Key contained in the Inspection System Certificate in a valid certificate chain is a secure value for the authentication reference data of the Extended Inspection System.

|  |  |
|--|--|
| <b>Security target Lite for<br/>IDealPass v2.0.1<br/>SAC/EAC Application</b> | Ref.: 2016_2000023040<br>Page: <b>80/141</b> |
|--|--|

The intersection of the Certificate Holder Authorizations contained in the certificates of a valid certificate chain is a secure value for Terminal Authorization of a successful authenticated Extended Inspection System.

*Application note:*

The Terminal Authentication Version 1 is used for Extended Inspection System as required by FIA\_UAU.4/PACE and FIA\_UAU.5/PACE. The Terminal Authorization is used as TSF data for access control required by FDP\_ACF.1/TRM.

|  |
|--|
| <b>FMT_MTD.1/AAPK Management of TSF data</b> |
|--|

**FMT\_MTD.1.1/AAPK** The TSF shall restrict the ability to **create and load** the **Active Authentication Private Key** to **Personalization Agent**.

*Application note:*

This SFR has been added for the optional Active Authentication protocol.

**Class FPT Protection of the Security Functions**

The TOE shall prevent inherent and forced illicit information leakage for User Data and TSF Data. The security functional requirement FPT\_EMS.1 addresses the inherent leakage. The SFRs 'limited capabilities (FMT\_LIM.1)', 'limited availability (FMT\_LIM.2)' together with the SAR 'Security architecture description' (ADV\_ARC.1) prevent bypassing, deactivation and manipulation of the security features or misuse of TOE functions. The TOE shall meet the requirement 'TOE Emanation (FPT\_EMS.1)' as specified below (Common Criteria Part 2 extended):

|                                |
|--------------------------------|
| <b>FPT_EMS.1 TOE Emanation</b> |
|--------------------------------|

**FPT\_EMS.1.1** The TOE shall not emit **side channel** in excess of **limits of the state of the art** enabling access to

- 1. Chip Authentication Session Keys**
- 2. PACE session Keys (PACE-K MAC, PACE-KEnc),**
- 3. the ephemeral private key ephem SK PICC-PACE,**
- 4. Active Authentication Private Key,**
- 5. Personalisation Agent Key(s),**
- 6. Chip Authentication Private Key and none**



- FPT\_EMS.1.2** The TSF shall ensure **any users** are unable to use the following interface **smart card circuit contacts** to gain access to **1. Chip Authentication Session Keys**
- 2. PACE Session Keys (PACE-K.MAC, PACE-K.Enc),**
  - 3. the ephemeral private key ephem SK PICC-PACE,**
  - 4. [assignment: list of types of TSF data ],**
  - 5. Personalisation Agent Key(s) and**
  - 6. Chip Authentication Private Key and none.**

*Application note:*

The SFR FPT\_EMS.1.1 in the current PP covers the definition in PACE PP [R16] and extends it by EAC aspects 1., 5. and 6. The SFR FPT\_EMS.1.2 in the current PP covers the definition in PACE PP [R16] and extends it by EAC aspects 4) and 5). These extensions do not conflict with the strict conformance to PACE PP.

The ST writer shall perform the operation in FPT\_EMS.1.1 and FPT\_EMS.1.2. The TOE shall prevent attacks against the listed secret data where the attack is based on external observable physical phenomena of the TOE. Such attacks may be observable at the interfaces of the TOE or may be originated from internal operation of the TOE or may be caused by an attacker that varies the physical environment under which the TOE operates. The set of measurable physical phenomena is influenced by the technology employed to implement the smart card. The travel document's chip can provide a smart card contactless interface and contact based interface according to ISO/IEC 7816-2 [R14] as well (in case the package only provides a contactless interface the attacker might gain access to the contacts anyway). Examples of measurable phenomena include, but are not limited to variations in the power consumption, the timing of signals and the electromagnetic radiation due to internal operations or data transmissions.

## 6.2 Security Assurance Requirements

The security assurance requirement level is EAL5 augmented with AVA\_VAN.5 and ALC\_DVS.2.

## 6.3 Security Requirements Rationale

### 6.3.1 Objectives

#### 6.3.1.1 Security Objectives for the TOE

##### PP-0056

*Security Objectives listed in PP PACE*

**OT.Data\_Integrity** The security objective **OT.Data\_Integrity** 'Integrity of personal data' requires the TOE to protect the integrity of the logical travel document stored on the travel document's chip against physical manipulation and unauthorized writing. Physical manipulation is addressed by FPT\_PHP.3. Logical manipulation of stored user data is addressed by (FDP\_ACC.1/TRM,

FDP\_ACF.1/TRM): only the Personalisation Agent is allowed to write the data in EF.DG1 to EF.DG16 of the logical travel document (FDP\_ACF.1.2/TRM, rule 1) and terminals are not allowed to modify any of the data in EF.DG1 to EF.DG16 of the logical travel document (cf. FDP\_ACF.1.4/TRM). FMT\_MTD.1/PA requires that SOD containing signature over the User Data stored on the TOE and used for the Passive Authentication is allowed to be written by the Personalisation Agent only and, hence, is to be considered as trustworthy. The Personalisation Agent must identify and authenticate themselves according to FIA\_UID.1/PACE and FIA\_UAU.1/PACE before accessing these data. FIA\_UAU.4/PACE, FIA\_UAU.5/PACE and FCS\_CKM.4 represent some required specific properties of the protocols used. The SFR FMT\_SMR.1/PACE lists the roles and the SFR FMT\_SMF.1 lists the TSF management functions.

Unauthorized modifying of the exchanged data is addressed, in the first line, by FDP\_UCT.1/TRM, FTP\_ITC.1/PACE using FCS\_COP.1/PACE\_MAC. For PACE secured data exchange, a prerequisite for establishing this trusted channel is a successful PACE Authentication (FIA\_UID.1/PACE, FIA\_UAU.1/PACE) using FCS\_CKM.1/DH\_PACE and possessing the special properties FIA\_UAU.5/PACE, FIA\_UAU.6/PACE resp. FIA\_UAU.6/EAC. The trusted channel is established using PACE, Chip Authentication v.1, and Terminal Authentication v.1. FDP\_RIP.1 requires erasing the values of session keys (here: for KMAC). The TOE supports the inspection system detect any modification of the transmitted logical travel document data after Chip Authentication v.1. The SFR FIA\_UAU.6/EAC and FDP\_UIT.1/TRM requires the integrity protection of the transmitted data after Chip Authentication v.1 by means of secure messaging implemented by the cryptographic functions according to FCS\_CKM.1/CA (for the generation of shared secret and for the derivation of the new session keys), and FCS\_COP.1/CA\_ENC and FCS\_COP.1/CA\_MAC for the ENC\_MAC\_Mode secure messaging. The session keys are destroyed according to FCS\_CKM.4 after use. The SFR FMT\_MTD.1/CAPK and FMT\_MTD.1/KEY\_READ requires that the Chip Authentication Key cannot be written unauthorized or read afterwards. The SFR FCS\_RND.1 represents a general support for cryptographic operations needed.

**OT.Data Confidentiality** The security objective **OT.Data Confidentiality** aims that the TOE always ensures confidentiality of the User- and TSF-data stored and, after the PACE Authentication resp. Chip Authentication, of these data exchanged. This objective for the data stored is mainly achieved by (FDP\_ACC.1/TRM, FDP\_ACF.1/TRM). FIA\_UAU.4/PACE, FIA\_UAU.5/PACE and FCS\_CKM.4 represent some required specific properties of the protocols used. This objective for the data exchanged is mainly achieved by FDP\_UCT.1/TRM, FDP\_UIT.1/TRM and FTP\_ITC.1/PACE using FCS\_COP.1/PACE\_ENC resp. FCS\_COP.1/CA\_ENC. A prerequisite for establishing this trusted channel is a successful PACE or Chip and Terminal Authentication v.1 (FIA\_UID.1/PACE, FIA\_UAU.1/PACE) using FCS\_CKM.1/DH\_PACE resp. FCS\_CKM.1/CA and possessing the special properties FIA\_UAU.5/PACE, FIA\_UAU.6/PACE resp. FIA\_UAU.6/EAC. FDP\_RIP.1 requires erasing the values of session keys (here: for Kenc). The SFR FMT\_MTD.1/KEY\_READ restricts the access to the PACE passwords and the Chip Authentication Private Key. FMT\_MTD.1/PA requires that SOD containing signature over the User Data stored on the TOE and used for the Passive

|  |  |
|--|--|
| <b>Security target Lite for<br/>IDealPass v2.0.1<br/>SAC/EAC Application</b> | Ref.: 2016_2000023040<br>Page: <b>83/141</b> |
|--|--|

Authentication is allowed to be written by the Personalisation Agent only and, hence, is to be considered trustworthy. The SFR FCS\_RND.1 represents the general support for cryptographic operations needed. The SFRs FMT\_SMF.1 and FMT\_SMR.1/PACE support the functions and roles related.

**OT.Tracing** The security objective **OT.Tracing** aims that the TOE prevents gathering TOE tracing data by means of unambiguous identifying the travel document remotely through establishing or listening to a communication via the contactless interface of the TOE without a priori knowledge of the correct values of shared passwords (CAN, MRZ). This objective is achieved as follows: (i) while establishing PACE communication with CAN or MRZ (non-blocking authorisation data) by FIA\_AFL.1/PACE; (ii) for listening to PACE communication (is of importance for the current PP, since SOD is card-individual) FTP\_ITC.1/PACE.

**OT.Prot\_Abuse-Func** The security objective **OT.Prot\_Abuse-Func** 'Protection against Abuse of Functionality' is ensured by the SFR FMT\_LIM.1 and FMT\_LIM.2 which prevent misuse of test functionality of the TOE or other features which may not be used after TOE Delivery.

**OT.Prot\_Inf\_Leak** The security objective **OT.Prot\_Inf\_Leak** 'Protection against Information Leakage' requires the TOE to protect confidential TSF data stored and/or processed in the travel document's chip against disclosure

by measurement and analysis of the shape and amplitude of signals or the time between events found by measuring signals on the electromagnetic field, power consumption, clock, or I/O lines which is addressed by the SFR FPT\_EMS.1,

by forcing a malfunction of the TOE which is addressed by the SFR FPT\_FLS.1 and FPT\_TST.1, and/or

by a physical manipulation of the TOE which is addressed by the SFR FPT\_PHP.3.

**OT.Prot\_Phys-Tamper** The security objective **OT.Prot\_Phys-Tamper** 'Protection against Physical Tampering' is covered by the SFR FPT\_PHP.3.

**OT.Prot\_Malfunction** The security objective **OT.Prot\_Malfunction** 'Protection against Malfunctions' is covered by (i) the SFR FPT\_TST.1 which requires self tests to demonstrate the correct operation and tests of authorized users to verify the integrity of TSF data and TSF code, and (ii) the SFR FPT\_FLS.1 which requires a secure state in case of detected failure or operating conditions possibly causing a malfunction.

**OT.Identification** The security objective **OT.Identification** 'Identification of the TOE' addresses the storage of Initialisation and Pre-Personalisation Data in its non-volatile memory, whereby they also include the IC Identification Data uniquely identifying the TOE's chip. This will be ensured by TSF according to SFR FAU\_SAS.1. The SFR FMT\_MTD.1/INI\_ENA allows only the Manufacturer to write Initialisation and Pre-personalisation Data (including the Personalisation Agent key). The SFR FMT\_MTD.1/INI\_DIS requires the Personalisation Agent to disable access to Initialisation and Pre-personalisation Data in the life cycle

|  |  |
|--|--|
| <b>Security target Lite for<br/>IDealPass v2.0.1<br/>SAC/EAC Application</b> | Ref.: 2016_2000023040<br>Page: <b>84/141</b> |
|--|--|

phase 'operational use'. The SFRs FMT\_SMF.1 and FMT\_SMR.1/PACE support the functions and roles related.

**OT.Data\_Authenticity** The security objective **OT.Data\_Authenticity** aims ensuring authenticity of the User- and TSF data (after the PACE Authentication) by enabling its verification at the terminal-side and by an active verification by the TOE itself. This objective is mainly achieved by FTP\_ITC.1/PACE using FCS\_COP.1/PACE\_MAC. A prerequisite for establishing this trusted channel is a successful PACE or Chip and Terminal Authentication v.1 (FIA\_UID.1/PACE, FIA\_UAU.1/PACE) using FCS\_CKM.1/DH\_PACE resp. FCS\_CKM.1/CA and possessing the special properties FIA\_UAU.5/PACE, FIA\_UAU.6/PACE resp. FIA\_UAU.6/EAC. FDP\_RIP.1 requires erasing the values of session keys (here: for KMAC). FIA\_UAU.4/PACE, FIA\_UAU.5/PACE and FCS\_CKM.4 represent some required specific properties of the protocols used. The SFR FMT\_MTD.1/KEY\_READ restricts the access to the PACE passwords and the Chip Authentication Private Key. FMT\_MTD.1/PA requires that SOD containing signature over the User Data stored on the TOE and used for the Passive Authentication is allowed to be written by the Personalisation Agent only and, hence, is to be considered as trustworthy. The SFR FCS\_RND.1 represents a general support for cryptographic operations needed. The SFRs FMT\_SMF.1 and FMT\_SMR.1/PACE support the functions and roles related.

**OT.AC\_Pers** The security objective **OT.AC\_Pers** 'Access Control for Personalisation of logical travel document' addresses the access control of the writing the logical travel document. The justification for the SFRs FAU\_SAS.1, FMT\_MTD.1/INI\_ENA and FMT\_MTD.1/INI\_DIS arises from the justification for OT.Identification above with respect to the Pre-personalisation Data. The write access to the logical travel document data are defined by the SFR FIA\_UID.1/PACE, FIA\_UAU.1/PACE, FDP\_ACC.1/TRM and FDP\_ACF.1/TRM in the same way: only the successfully authenticated Personalisation Agent is allowed to write the data of the groups EF.DG1 to EF.DG16 of the logical travel document only once. FMT\_MTD.1/PA covers the related property of OT.AC\_Pers (writing SOD and, in generally, personalisation data). The SFR FMT\_SMR.1/PACE lists the roles (including Personalisation Agent) and the SFR FMT\_SMF.1 lists the TSF management functions (including Personalisation). The SFRs FMT\_MTD.1/KEY\_READ and FPT\_EMS.1 restrict the access to the Personalisation Agent Keys and the Chip Authentication Private Key.

The authentication of the terminal as Personalisation Agent shall be performed by TSF according to SFR FIA\_UAU.4/PACE and FIA\_UAU.5/PACE. If the Personalisation Terminal want to authenticate itself to the TOE by means of the Terminal Authentication Protocol v.1 (after Chip Authentication v.1) with the Personalisation Agent Keys the TOE will use TSF according to the FCS\_RND.1 (for the generation of the challenge), FCS\_CKM.1/CA (for the derivation of the new session keys after Chip Authentication v.1), and FCS\_COP.1/CA\_ENC and FCS\_COP.1/CA\_MAC (for the ENC\_MAC\_Mode secure messaging), FCS\_COP.1/SIG\_VER (as part of the Terminal Authentication Protocol v.1) and FIA\_UAU.6/EAC (for the re-authentication). If the Personalisation Terminal wants to authenticate itself to the TOE by means of the Authentication

|  |  |
|--|--|
| <b>Security target Lite for<br/>IDealPass v2.0.1<br/>SAC/EAC Application</b> | Ref.: 2016_2000023040<br>Page: <b>85/141</b> |
|--|--|

Mechanism with Personalisation Agent Key the TOE will use TSF according to the FCS\_RND.1 (for the generation of the challenge) and FCS\_COP.1/CA\_ENC (to verify the authentication attempt). The session keys are destroyed according to FCS\_CKM.4 after use.

#### *Additional Security Objectives*

**OT.Sens\_Data\_Conf** The security objective **OT.Sense\_Data\_Conf** 'Confidentiality of sensitive biometric reference data' is enforced by the Access Control SFP defined in FDP\_ACC.1/TRM and FDP\_ACF.1/TRM allowing the data of EF.DG3 and EF.DG4 only to be read by successfully authenticated Extended Inspection System being authorized by a valid certificate according FCS\_COP.1/SIG\_VER. The SFRs FIA\_UID.1/PACE and FIA\_UAU.1/PACE require the identification and authentication of the inspection systems. The SFR FIA\_UAU.5/PACE requires the successful Chip Authentication (CA) v.1 before any authentication attempt as Extended Inspection System. During the protected communication following the CA v.1 the reuse of authentication data is prevented by FIA\_UAU.4/PACE. The SFR FIA\_UAU.6/EAC and FDP\_UCT.1/TRM requires the confidentiality protection of the transmitted data after Chip Authentication v.1 by means of secure messaging implemented by the cryptographic functions according to FCS\_RND.1 (for the generation of the terminal authentication challenge), FCS\_CKM.1/CA (for the generation of shared secret and for the derivation of the new session keys), and FCS\_COP.1/CA\_ENC and FCS\_COP.1/CA\_MAC for the ENC\_MAC\_Mode secure messaging. The session keys are destroyed according to FCS\_CKM.4 after use. The SFR FMT\_MTD.1/CAPK and FMT\_MTD.1/KEY\_READ requires that the Chip Authentication Key cannot be written unauthorized or read afterwards. To allow a verification of the certificate chain as in FMT\_MTD.3 the CVCA's public key and certificate as well as the current date are written or update by authorized identified role as of FMT\_MTD.1/CVCA\_INI, FMT\_MTD.1/CVCA\_UPD and FMT\_MTD.1/DATE.

**OT.Chip\_Auth\_Proof** 'Proof of travel document's chip authenticity' is ensured by the Chip Authentication Protocol v.1 provided by FIA\_API.1 proving the identity of the TOE. The Chip Authentication Protocol v.1 defined by FCS\_CKM.1/CA is performed using a TOE internally stored confidential private key as required by FMT\_MTD.1/CAPK and FMT\_MTD.1/KEY\_READ. The Chip Authentication Protocol v.1 [R5] requires additional TSF according to FCS\_CKM.1/CA (for the derivation of the session keys), FCS\_COP.1/CA\_ENC and FCS\_COP.1/CA\_MAC (for the

|  |  |
|--|--|
| <b>Security target Lite for<br/>IDealPass v2.0.1<br/>SAC/EAC Application</b> | Ref.: 2016_2000023040<br>Page: <b>86/141</b> |
|--|--|

ENC\_MAC\_Mode secure messaging).The SFRs FMT\_SMF.1 and FMT\_SMR.1/PACE support the functions and roles related.

### **6.3.2 Rationale tables of Security Objectives and SFRs**

|  |  |
|--|--|
| <b>Security target Lite for<br/>IDealPass v2.0.1<br/>SAC/EAC Application</b> | Ref.: 2016_2000023040<br>Page: <b>87/141</b> |
|--|--|

| Security Objectives                     | Security Functional Requirements   | Rationale                     |
|---|--|-------------------------------|
| <a href="#">OT.Data Integrity</a>       | <a href="#">FCS CKM.1/DH PACE</a> , <a href="#">FCS CKM.4</a> ,<br><a href="#">FCS COP.1/PACE MAC</a> , <a href="#">FIA UAU.6/PACE</a> ,<br><a href="#">FDP RIP.1</a> , <a href="#">FDP UCT.1/TRM</a> ,<br><a href="#">FDP UIT.1/TRM</a> , <a href="#">FTP ITC.1/PACE</a> ,<br><a href="#">FMT SMF.1</a> , <a href="#">FMT MTD.1/PA</a> , <a href="#">FPT PHP.3</a> ,<br><a href="#">FCS CKM.1/CA</a> , <a href="#">FCS COP.1/SYM</a> ,<br><a href="#">FCS COP.1/MAC</a> , <a href="#">FCS RND.1</a> ,<br><a href="#">FIA UID.1/PACE</a> , <a href="#">FIA UAU.1/PACE</a> ,<br><a href="#">FIA UAU.4/PACE</a> , <a href="#">FIA UAU.5/PACE</a> ,<br><a href="#">FIA UAU.6/EAC</a> , <a href="#">FDP ACC.1/TRM</a> ,<br><a href="#">FDP ACF.1/TRM</a> , <a href="#">FMT SMR.1/PACE</a> ,<br><a href="#">FMT MTD.1/CAPK</a> ,<br><a href="#">FMT MTD.1/KEY READ</a> , <a href="#">FMT MTD.1/AAPK</a> | <a href="#">Section 6.3.1</a> |
| <a href="#">OT.Data Confidentiality</a> | <a href="#">FCS CKM.1/DH PACE</a> , <a href="#">FCS CKM.4</a> ,<br><a href="#">FCS COP.1/PACE ENC</a> , <a href="#">FIA UAU.6/PACE</a> ,<br><a href="#">FDP RIP.1</a> , <a href="#">FDP UCT.1/TRM</a> ,<br><a href="#">FDP UIT.1/TRM</a> , <a href="#">FTP ITC.1/PACE</a> ,<br><a href="#">FMT SMF.1</a> , <a href="#">FMT MTD.1/PA</a> ,<br><a href="#">FCS CKM.1/CA</a> , <a href="#">FCS COP.1/SYM</a> ,<br><a href="#">FCS RND.1</a> , <a href="#">FIA UID.1/PACE</a> ,<br><a href="#">FIA UAU.1/PACE</a> , <a href="#">FIA UAU.4/PACE</a> ,<br><a href="#">FIA UAU.5/PACE</a> , <a href="#">FIA UAU.6/EAC</a> ,<br><a href="#">FDP ACC.1/TRM</a> , <a href="#">FDP ACF.1/TRM</a> ,<br><a href="#">FMT SMR.1/PACE</a> , <a href="#">FMT MTD.1/KEY READ</a>   | <a href="#">Section 6.3.1</a> |
| <a href="#">OT.Tracing</a>              | <a href="#">FIA AFL.1/PACE</a> , <a href="#">FTP ITC.1/PACE</a>  | <a href="#">Section 6.3.1</a> |
| <a href="#">OT.Prot Abuse-Func</a>      | <a href="#">FMT LIM.1</a> , <a href="#">FMT LIM.2</a>  | <a href="#">Section 6.3.1</a> |
| <a href="#">OT.Prot Inf Leak</a>        | <a href="#">FPT FLS.1</a> , <a href="#">FPT TST.1</a> , <a href="#">FPT PHP.3</a> ,<br><a href="#">FPT EMS.1</a>   | <a href="#">Section 6.3.1</a> |
| <a href="#">OT.Prot Phys-Tamper</a>     | <a href="#">FPT PHP.3</a>  | <a href="#">Section 6.3.1</a> |
| <a href="#">OT.Prot Malfunction</a>     | <a href="#">FPT FLS.1</a> , <a href="#">FPT TST.1</a>  | <a href="#">Section 6.3.1</a> |
| <a href="#">OT.Identification</a>       | <a href="#">FMT SMF.1</a> , <a href="#">FMT MTD.1/INI ENA</a> ,<br><a href="#">FAU SAS.1</a> , <a href="#">FMT SMR.1/PACE</a> ,<br><a href="#">FMT MTD.1/INI DIS</a>   | <a href="#">Section 6.3.1</a> |
| <a href="#">OT.Data Authenticity</a>    | <a href="#">FCS CKM.1/DH PACE</a> , <a href="#">FCS CKM.4</a> ,<br><a href="#">FCS COP.1/PACE MAC</a> , <a href="#">FIA UAU.6/PACE</a> ,<br><a href="#">FDP RIP.1</a> , <a href="#">FTP ITC.1/PACE</a> , <a href="#">FMT SMF.1</a> ,<br><a href="#">FMT MTD.1/PA</a> , <a href="#">FCS CKM.1/CA</a> ,<br><a href="#">FCS RND.1</a> , <a href="#">FIA UID.1/PACE</a> ,<br><a href="#">FIA UAU.1/PACE</a> , <a href="#">FIA UAU.4/PACE</a> ,<br><a href="#">FIA UAU.5/PACE</a> , <a href="#">FIA UAU.6/EAC</a> ,<br><a href="#">FMT SMR.1/PACE</a> , <a href="#">FMT MTD.1/KEY READ</a>  | <a href="#">Section 6.3.1</a> |



|  |  |
|--|--|
| <b>Security target Lite for<br/>IDealPass v2.0.1<br/>SAC/EAC Application</b> | Ref.: 2016_2000023040<br>Page: <b>88/141</b> |
|--|--|

|   |   |                                      |
|---|---|--------------------------------------|
| <a href="#"><u>OT.AC Pers</u></a>         | <a href="#"><u>FMT SMF.1</u></a> , <a href="#"><u>FMT MTD.1/INI ENA</u></a> ,<br><a href="#"><u>FMT MTD.1/PA</u></a> , <a href="#"><u>FAU SAS.1</u></a> ,<br><a href="#"><u>FCS CKM.1/CA</u></a> , <a href="#"><u>FCS CKM.4</u></a> ,<br><a href="#"><u>FCS COP.1/SYM</u></a> , <a href="#"><u>FCS COP.1/MAC</u></a> ,<br><a href="#"><u>FCS COP.1/SIG VER</u></a> , <a href="#"><u>FCS RND.1</u></a> ,<br><a href="#"><u>FIA UID.1/PACE</u></a> , <a href="#"><u>FIA UAU.1/PACE</u></a> ,<br><a href="#"><u>FIA UAU.4/PACE</u></a> , <a href="#"><u>FIA UAU.5/PACE</u></a> ,<br><a href="#"><u>FIA UAU.6/EAC</u></a> , <a href="#"><u>FDP ACC.1/TRM</u></a> ,<br><a href="#"><u>FDP ACF.1/TRM</u></a> , <a href="#"><u>FMT SMR.1/PACE</u></a> ,<br><a href="#"><u>FMT MTD.1/KEY READ</u></a> , <a href="#"><u>FPT EMS.1</u></a> ,<br><a href="#"><u>FMT MTD.1/INI DIS</u></a> , <a href="#"><u>FMT LIM.1</u></a> ,<br><a href="#"><u>FMT LIM.2</u></a> | <a href="#"><u>Section 6.3.1</u></a> |
| <a href="#"><u>OT.Sens Data Conf</u></a>  | <a href="#"><u>FCS CKM.1/CA</u></a> , <a href="#"><u>FCS CKM.4</u></a> ,<br><a href="#"><u>FCS COP.1/SYM</u></a> , <a href="#"><u>FCS COP.1/MAC</u></a> ,<br><a href="#"><u>FCS COP.1/SIG VER</u></a> , <a href="#"><u>FCS RND.1</u></a> ,<br><a href="#"><u>FIA UID.1/PACE</u></a> , <a href="#"><u>FIA UAU.1/PACE</u></a> ,<br><a href="#"><u>FIA UAU.4/PACE</u></a> , <a href="#"><u>FIA UAU.5/PACE</u></a> ,<br><a href="#"><u>FIA UAU.6/EAC</u></a> , <a href="#"><u>FDP ACC.1/TRM</u></a> ,<br><a href="#"><u>FDP ACF.1/TRM</u></a> , <a href="#"><u>FDP UCT.1/TRM</u></a> ,<br><a href="#"><u>FMT MTD.1/CVCA INI</u></a> ,<br><a href="#"><u>FMT MTD.1/CVCA UPD</u></a> ,<br><a href="#"><u>FMT MTD.1/DATE</u></a> , <a href="#"><u>FMT MTD.1/CAPK</u></a> ,<br><a href="#"><u>FMT MTD.1/KEY READ</u></a> , <a href="#"><u>FMT MTD.3</u></a> ,<br><a href="#"><u>FMT MTD.1/AAPK</u></a>  | <a href="#"><u>Section 6.3.1</u></a> |
| <a href="#"><u>OT.Chip Auth Proof</u></a> | <a href="#"><u>FCS CKM.1/CA</u></a> , <a href="#"><u>FCS COP.1/SYM</u></a> ,<br><a href="#"><u>FCS COP.1/MAC</u></a> , <a href="#"><u>FMT SMF.1</u></a> ,<br><a href="#"><u>FMT SMR.1/PACE</u></a> , <a href="#"><u>FMT MTD.1/CAPK</u></a> ,<br><a href="#"><u>FMT MTD.1/KEY READ</u></a> , <a href="#"><u>FIA API.1/CAP</u></a> , ,<br><a href="#"><u>FMT MTD.1/AAPK</u></a> , <a href="#"><u>FIA API.1/AAP</u></a> ,<br><a href="#"><u>FCS COP.1/SIG GEN</u></a>  | <a href="#"><u>Section 6.3.1</u></a> |

**Table 7 Security Objectives and SFRs - Coverage**



|  |  |
|--|--|
| <b>Security target Lite for<br/>IDealPass v2.0.1<br/>SAC/EAC Application</b> | Ref.: 2016_2000023040<br>Page: <b>89/141</b> |
|--|--|

| Security Functional Requirements   | Security Objectives  |
|------------------------------------|--|
| <a href="#">FCS_CKM.1/DH_PACE</a>  | <a href="#">OT.Data Integrity</a> ,<br><a href="#">OT.Data Confidentiality</a> ,<br><a href="#">OT.Data Authenticity</a>   |
| <a href="#">FCS_CKM.4</a>          | <a href="#">OT.Data Integrity</a> ,<br><a href="#">OT.Data Confidentiality</a> ,<br><a href="#">OT.Data Authenticity</a> , <a href="#">OT.AC Pers</a> ,<br><a href="#">OT.Sens Data Conf</a>   |
| <a href="#">FCS_COP.1/PACE_ENC</a> | <a href="#">OT.Data Confidentiality</a>  |
| <a href="#">FCS_COP.1/PACE_MAC</a> | <a href="#">OT.Data Integrity</a> ,<br><a href="#">OT.Data Authenticity</a>  |
| <a href="#">FIA_AFL.1/PACE</a>     | <a href="#">OT.Tracing</a>   |
| <a href="#">FIA_UAU.6/PACE</a>     | <a href="#">OT.Data Integrity</a> ,<br><a href="#">OT.Data Confidentiality</a> ,<br><a href="#">OT.Data Authenticity</a>   |
| <a href="#">FDP_RIP.1</a>          | <a href="#">OT.Data Integrity</a> ,<br><a href="#">OT.Data Confidentiality</a> ,<br><a href="#">OT.Data Authenticity</a>   |
| <a href="#">FDP_UCT.1/TRM</a>      | <a href="#">OT.Data Integrity</a> ,<br><a href="#">OT.Data Confidentiality</a> ,<br><a href="#">OT.Sens Data Conf</a>  |
| <a href="#">FDP_UIT.1/TRM</a>      | <a href="#">OT.Data Integrity</a> ,<br><a href="#">OT.Data Confidentiality</a>   |
| <a href="#">FTP_ITC.1/PACE</a>     | <a href="#">OT.Data Integrity</a> ,<br><a href="#">OT.Data Confidentiality</a> , <a href="#">OT.Tracing</a> ,<br><a href="#">OT.Data Authenticity</a>  |
| <a href="#">FMT_SMF.1</a>          | <a href="#">OT.Data Integrity</a> ,<br><a href="#">OT.Data Confidentiality</a> ,<br><a href="#">OT.Identification</a> ,<br><a href="#">OT.Data Authenticity</a> , <a href="#">OT.AC Pers</a> ,<br><a href="#">OT.Chip Auth Proof</a> |
| <a href="#">FMT_MTD.1/INI_ENA</a>  | <a href="#">OT.Identification</a> , <a href="#">OT.AC Pers</a>   |
| <a href="#">FMT_MTD.1/PA</a>       | <a href="#">OT.Data Integrity</a> ,<br><a href="#">OT.Data Confidentiality</a> ,<br><a href="#">OT.Data Authenticity</a> , <a href="#">OT.AC Pers</a>  |
| <a href="#">FPT_FLS.1</a>          | <a href="#">OT.Prot Inf Leak</a> ,<br><a href="#">OT.Prot Malfunction</a>  |
| <a href="#">FPT_TST.1</a>          | <a href="#">OT.Prot Inf Leak</a> ,<br><a href="#">OT.Prot Malfunction</a>  |
| <a href="#">FPT_PHP.3</a>          | <a href="#">OT.Data Integrity</a> ,<br><a href="#">OT.Prot Inf Leak</a> , <a href="#">OT.Prot Phys-Tamper</a>  |
| <a href="#">FAU_SAS.1</a>          | <a href="#">OT.Identification</a> , <a href="#">OT.AC Pers</a>   |

|  |  |
|--|--|
| <b>Security target Lite for<br/>IDealPass v2.0.1<br/>SAC/EAC Application</b> | Ref.: 2016_2000023040<br>Page: <b>90/141</b> |
|--|--|

|                                   |   |
|-----------------------------------|---|
| <a href="#">FCS_RND.1</a>         | <a href="#">OT.Data Integrity,</a><br><a href="#">OT.Data Confidentiality,</a><br><a href="#">OT.Data Authenticity, OT.AC Pers,</a><br><a href="#">OT.Sens Data Conf</a>  |
| <a href="#">FMT_MTD.1/INI_DIS</a> | <a href="#">OT.Identification, OT.AC Pers</a>   |
| <a href="#">FCS_COP.1/SYM</a>     | <a href="#">OT.Data Integrity,</a><br><a href="#">OT.Data Confidentiality,</a><br><a href="#">OT.AC Pers, OT.Sens Data Conf,</a><br><a href="#">OT.Chip Auth Proof</a>  |
| <a href="#">FCS_COP.1/SIG_VER</a> | <a href="#">OT.AC Pers, OT.Sens Data Conf</a>   |
| <a href="#">FCS_COP.1/MAC</a>     | <a href="#">OT.Data Integrity, OT.AC Pers,</a><br><a href="#">OT.Sens Data Conf,</a><br><a href="#">OT.Chip Auth Proof</a>  |
| <a href="#">FCS_COP.1/SIG_GEN</a> | <a href="#">OT.Chip Auth Proof</a>  |
| <a href="#">FCS_CKM.1/CA</a>      | <a href="#">OT.Data Integrity,</a><br><a href="#">OT.Data Confidentiality,</a><br><a href="#">OT.Data Authenticity, OT.AC Pers,</a><br><a href="#">OT.Sens Data Conf,</a><br><a href="#">OT.Chip Auth Proof</a> |
|                                   |   |
| <a href="#">FIA_UID.1/PACE</a>    | <a href="#">OT.Data Integrity,</a><br><a href="#">OT.Data Confidentiality,</a><br><a href="#">OT.Data Authenticity, OT.AC Pers,</a><br><a href="#">OT.Sens Data Conf</a>  |
| <a href="#">FIA_UAU.1/PACE</a>    | <a href="#">OT.Data Integrity,</a><br><a href="#">OT.Data Confidentiality,</a><br><a href="#">OT.Data Authenticity, OT.AC Pers,</a><br><a href="#">OT.Sens Data Conf</a>  |
| <a href="#">FIA_UAU.4/PACE</a>    | <a href="#">OT.Data Integrity,</a><br><a href="#">OT.Data Confidentiality,</a><br><a href="#">OT.Data Authenticity, OT.AC Pers,</a><br><a href="#">OT.Sens Data Conf</a>  |
| <a href="#">FIA_UAU.5/PACE</a>    | <a href="#">OT.Data Integrity,</a><br><a href="#">OT.Data Confidentiality,</a><br><a href="#">OT.Data Authenticity, OT.AC Pers,</a><br><a href="#">OT.Sens Data Conf</a>  |
| <a href="#">FIA_UAU.6/EAC</a>     | <a href="#">OT.Data Integrity,</a><br><a href="#">OT.Data Confidentiality,</a><br><a href="#">OT.Data Authenticity, OT.AC Pers,</a><br><a href="#">OT.Sens Data Conf</a>  |
| <a href="#">FIA_API.1/CAP</a>     | <a href="#">OT.Chip Auth Proof</a>  |
| <a href="#">FIA_API.1/AAP</a>     | <a href="#">OT.Chip Auth Proof</a>  |
| <a href="#">FDP_ACC.1/TRM</a>     | <a href="#">OT.Data Integrity,</a><br><a href="#">OT.Data Confidentiality,</a><br><a href="#">OT.AC Pers, OT.Sens Data Conf</a>   |

|  |  |
|--|--|
| <b>Security target Lite for<br/>IDealPass v2.0.1<br/>SAC/EAC Application</b> | Ref.: 2016_2000023040<br>Page: <b>91/141</b> |
|--|--|

|                                    |   |
|------------------------------------|---|
| <a href="#">FDP_ACF.1/TRM</a>      | <a href="#">OT.Data Integrity,</a><br><a href="#">OT.Data Confidentiality,</a><br><a href="#">OT.AC Pers, OT.Sens Data Conf</a>   |
| <a href="#">FMT_SMR.1/PACE</a>     | <a href="#">OT.Data Integrity,</a><br><a href="#">OT.Data Confidentiality,</a><br><a href="#">OT.Identification,</a><br><a href="#">OT.Data Authenticity, OT.AC Pers,</a><br><a href="#">OT.Chip Auth Proof</a> |
| <a href="#">FMT_LIM.1</a>          | <a href="#">OT.Prot Abuse-Func, OT.AC Pers</a>  |
| <a href="#">FMT_LIM.2</a>          | <a href="#">OT.Prot Abuse-Func, OT.AC Pers</a>  |
| <a href="#">FMT_MTD.1/CVCA_INI</a> | <a href="#">OT.Sens Data Conf</a>   |
| <a href="#">FMT_MTD.1/CVCA_UPD</a> | <a href="#">OT.Sens Data Conf</a>   |
| <a href="#">FMT_MTD.1/DATE</a>     | <a href="#">OT.Sens Data Conf</a>   |
| <a href="#">FMT_MTD.1/CAPK</a>     | <a href="#">OT.Data Integrity,</a><br><a href="#">OT.Sens Data Conf,</a><br><a href="#">OT.Chip Auth Proof</a>  |
| <a href="#">FMT_MTD.1/KEY_READ</a> | <a href="#">OT.Data Integrity,</a><br><a href="#">OT.Data Confidentiality,</a><br><a href="#">OT.Data Authenticity, OT.AC Pers,</a><br><a href="#">OT.Sens Data Conf,</a><br><a href="#">OT.Chip Auth Proof</a> |
| <a href="#">FMT_MTD.3</a>          | <a href="#">OT.Sens Data Conf</a>   |
| <a href="#">FMT_MTD.1/AAPK</a>     | <a href="#">OT.Data Integrity,</a><br><a href="#">OT.Sens Data Conf,</a><br><a href="#">OT.Chip Auth Proof</a>  |
| <a href="#">FPT_EMS.1</a>          | <a href="#">OT.Prot Inf Leak, OT.AC Pers</a>  |

**Table 8 SFRs and Security Objectives**

|  |   |
|--|---|
| <b>Security target Lite for<br/>IDealPass v2.0.1<br/>SAC/EAC Application</b> | <b>Ref.: 2016_2000023040<br/>Page: 92/141</b> |
|--|---|

### **6.3.3 Dependencies**

#### **6.3.3.1 SFRs dependencies**

|  |  |
|--|--|
| <b>Security target Lite for<br/>IDealPass v2.0.1<br/>SAC/EAC Application</b> | Ref.: 2016_2000023040<br>Page: <b>93/141</b> |
|--|--|

| Requirements                       | CC Dependencies                                       | Satisfied Dependencies  |
|------------------------------------|---|---|
| <a href="#">FCS_CKM.1/DH_PACE</a>  | (FCS_CKM.2 or FCS_COP.1) and (FCS_CKM.4)              | <a href="#">FCS_CKM.4</a> ,<br><a href="#">FCS_COP.1/PACE_ENC</a> ,<br><a href="#">FCS_COP.1/PACE_MAC</a> |
| <a href="#">FCS_CKM.4</a>          | (FCS_CKM.1 or FDP_ITC.1 or FDP_ITC.2)                 | <a href="#">FCS_CKM.1/DH_PACE</a>   |
| <a href="#">FCS_COP.1/PACE_ENC</a> | (FCS_CKM.1 or FDP_ITC.1 or FDP_ITC.2) and (FCS_CKM.4) | <a href="#">FCS_CKM.1/DH_PACE</a> ,<br><a href="#">FCS_CKM.4</a>  |
| <a href="#">FCS_COP.1/PACE_MAC</a> | (FCS_CKM.1 or FDP_ITC.1 or FDP_ITC.2) and (FCS_CKM.4) | <a href="#">FCS_CKM.1/DH_PACE</a> ,<br><a href="#">FCS_CKM.4</a>  |
| <a href="#">FIA_AFL.1/PACE</a>     | (FIA_UAU.1)   | <a href="#">FIA_UAU.1/PACE</a>  |
| <a href="#">FIA_UAU.6/PACE</a>     | No dependencies                                       |   |
| <a href="#">FDP_RIP.1</a>          | No dependencies                                       |   |
| <a href="#">FDP_UCT.1/TRM</a>      | (FDP_ACC.1 or FDP_IFC.1) and (FTP_ITC.1 or FTP_TRP.1) | <a href="#">FTP_ITC.1/PACE</a> ,<br><a href="#">FDP_ACC.1/TRM</a>   |
| <a href="#">FDP_UIT.1/TRM</a>      | (FDP_ACC.1 or FDP_IFC.1) and (FTP_ITC.1 or FTP_TRP.1) | <a href="#">FTP_ITC.1/PACE</a> ,<br><a href="#">FDP_ACC.1/TRM</a>   |
| <a href="#">FTP_ITC.1/PACE</a>     | No dependencies                                       |   |
| <a href="#">FMT_SMF.1</a>          | No dependencies                                       |   |
| <a href="#">FMT_MTD.1/INI_ENA</a>  | (FMT_SMF.1) and (FMT_SMR.1)                           | <a href="#">FMT_SMF.1</a> ,<br><a href="#">FMT_SMR.1/PACE</a>   |
| <a href="#">FMT_MTD.1/PA</a>       | (FMT_SMF.1) and (FMT_SMR.1)                           | <a href="#">FMT_SMF.1</a> ,<br><a href="#">FMT_SMR.1/PACE</a>   |
| <a href="#">FPT_FLS.1</a>          | No dependencies                                       |   |
| <a href="#">FPT_TST.1</a>          | No dependencies                                       |   |
| <a href="#">FPT_PHP.3</a>          | No dependencies                                       |   |
| <a href="#">FAU_SAS.1</a>          | No dependencies                                       |   |
| <a href="#">FCS_RND.1</a>          | No dependencies                                       |   |
| <a href="#">FMT_MTD.1/INI_DIS</a>  | (FMT_SMF.1) and (FMT_SMR.1)                           | <a href="#">FMT_SMF.1</a> ,<br><a href="#">FMT_SMR.1/PACE</a>   |
| <a href="#">FCS_CKM.1/CA</a>       | (FCS_CKM.2 or FCS_COP.1) and (FCS_CKM.4)              | <a href="#">FCS_CKM.4</a> , <a href="#">FCS_COP.1/SYM</a> ,<br><a href="#">FCS_COP.1/MAC</a>              |
|                                    | (   |   |
| <a href="#">FIA_UID.1/PACE</a>     | No dependencies                                       |   |

|  |  |
|--|--|
| <b>Security target Lite for<br/>IDealPass v2.0.1<br/>SAC/EAC Application</b> | Ref.: 2016_2000023040<br>Page: <b>94/141</b> |
|--|--|

|                                    |  |  |
|------------------------------------|--|--|
| <a href="#">FIA_UAU.1/PACE</a>     | (FIA_UID.1)  | <a href="#">FIA_UID.1/PACE</a>   |
| <a href="#">FIA_UAU.4/PACE</a>     | No dependencies  |  |
| <a href="#">FIA_UAU.5/PACE</a>     | No dependencies  |  |
| <a href="#">FIA_UAU.6/EAC</a>      | No dependencies  |  |
| <a href="#">FIA_API.1/CAP</a>      | No dependencies  |  |
| <a href="#">FIA_API.1/AAP</a>      | No dependencies  |  |
| <a href="#">FDP_ACC.1/TRM</a>      | (FDP_ACF.1)  | <a href="#">FDP_ACF.1/TRM</a>  |
| <a href="#">FDP_ACF.1/TRM</a>      | (FDP_ACC.1) and<br>(FMT_MSA.3)                                 | <a href="#">FDP_ACC.1/TRM</a>  |
| <a href="#">FMT_SMR.1/PACE</a>     | (FIA_UID.1)  | <a href="#">FIA_UID.1/PACE</a>   |
| <a href="#">FMT_LIM.1</a>          | (FMT_LIM.2)  | <a href="#">FMT_LIM.2</a>  |
| <a href="#">FMT_LIM.2</a>          | (FMT_LIM.1)  | <a href="#">FMT_LIM.1</a>  |
| <a href="#">FMT_MTD.1/CVCA_INI</a> | (FMT_SMF.1) and<br>(FMT_SMR.1)                                 | <a href="#">FMT_SMF.1</a> ,<br><a href="#">FMT_SMR.1/PACE</a>              |
| <a href="#">FMT_MTD.1/CVCA_UPD</a> | (FMT_SMF.1) and<br>(FMT_SMR.1)                                 | <a href="#">FMT_SMF.1</a> ,<br><a href="#">FMT_SMR.1/PACE</a>              |
| <a href="#">FMT_MTD.1/DATE</a>     | (FMT_SMF.1) and<br>(FMT_SMR.1)                                 | <a href="#">FMT_SMF.1</a> ,<br><a href="#">FMT_SMR.1/PACE</a>              |
| <a href="#">FMT_MTD.1/CAPK</a>     | (FMT_SMF.1) and<br>(FMT_SMR.1)                                 | <a href="#">FMT_SMF.1</a> ,<br><a href="#">FMT_SMR.1/PACE</a>              |
| <a href="#">FMT_MTD.1/KEY_READ</a> | (FMT_SMF.1) and<br>(FMT_SMR.1)                                 | <a href="#">FMT_SMF.1</a> ,<br><a href="#">FMT_SMR.1/PACE</a>              |
| <a href="#">FMT_MTD.3</a>          | (FMT_MTD.1)  | <a href="#">FMT_MTD.1/CVCA_INI</a> ,<br><a href="#">FMT_MTD.1/CVCA_UPD</a> |
| <a href="#">FMT_MTD.1/AAPK</a>     | (FMT_SMF.1) and<br>(FMT_SMR.1)                                 | <a href="#">FMT_SMF.1</a> ,<br><a href="#">FMT_SMR.1/PACE</a>              |
| <a href="#">FPT_EMS.1</a>          | No dependencies  |  |
| <a href="#">FCS_COP.1/SYM</a>      | (FCS_CKM.1 or<br>FDP_ITC.1 or<br>FDP_ITC.2) and<br>(FCS_CKM.4) | <a href="#">FCS_CKM.4</a> , <a href="#">FCS_CKM.1/CA</a>                   |
| <a href="#">FCS_COP.1/SIG_VER</a>  | (FCS_CKM.1 or<br>FDP_ITC.1 or<br>FDP_ITC.2) and<br>(FCS_CKM.4) | <a href="#">FCS_CKM.4</a> , <a href="#">FCS_CKM.1/CA</a>                   |
| <a href="#">FCS_COP.1/MAC</a>      | (FCS_CKM.1 or<br>FDP_ITC.1 or<br>FDP_ITC.2) and<br>(FCS_CKM.4) | <a href="#">FCS_CKM.4</a> , <a href="#">FCS_CKM.1/CA</a>                   |
| <a href="#">FCS_COP.1/SIG_GEN</a>  | (FCS_CKM.1 or<br>FDP_ITC.1 or<br>FDP_ITC.2) and<br>(FCS_CKM.4) | <a href="#">FCS_CKM.4</a> , <a href="#">FCS_CKM.1/CA</a>                   |

**Table 9 SFRs dependencies**

|  |  |
|--|--|
| <b>Security target Lite for<br/>IDealPass v2.0.1<br/>SAC/EAC Application</b> | Ref.: 2016_2000023040<br>Page: <b>95/141</b> |
|--|--|

### **Rationale for the exclusion of dependencies**

**The dependency FMT\_MSA.3 of FDP\_ACF.1/TRM is unsupported.** The access control TSF according to FDP\_ACF.1/TRM uses security attributes which are defined during the personalisation and are fixed over the whole life time of the TOE. No management of these security attribute (i.e. SFR FMT\_MSA.1 and FMT\_MSA.3) is necessary here.

#### **6.3.3.2 SARs dependencies**

|  |  |
|--|--|
| <b>Security target Lite for<br/>IDealPass v2.0.1<br/>SAC/EAC Application</b> | Ref.: 2016_2000023040<br>Page: <b>96/141</b> |
|--|--|

| Requirements              | CC Dependencies   | Satisfied Dependencies   |
|---------------------------|---|--|
| <a href="#">ALC_DVS.2</a> | No dependencies   |  |
| <a href="#">ADV_ARC.1</a> | (ADV_FSP.1) and (ADV_TDS.1)   | <a href="#">ADV_FSP.5</a> , <a href="#">ADV_TDS.4</a>  |
| <a href="#">ADV_FSP.5</a> | (ADV_IMP.1) and (ADV_TDS.1)   | <a href="#">ADV_IMP.1</a> , <a href="#">ADV_TDS.4</a>  |
| <a href="#">ADV_IMP.1</a> | (ADV_TDS.3) and (ALC_TAT.1)   | <a href="#">ADV_TDS.4</a> , <a href="#">ALC_TAT.2</a>  |
| <a href="#">ADV_INT.2</a> | (ADV_IMP.1) and (ADV_TDS.3)<br>and (ALC_TAT.1)  | <a href="#">ADV_IMP.1</a> , <a href="#">ADV_TDS.4</a> ,<br><a href="#">ALC_TAT.2</a>   |
| <a href="#">ADV_TDS.4</a> | (ADV_FSP.5)   | <a href="#">ADV_FSP.5</a>  |
| <a href="#">AGD_OPE.1</a> | (ADV_FSP.1)   | <a href="#">ADV_FSP.5</a>  |
| <a href="#">AGD_PRE.1</a> | No dependencies   |  |
| <a href="#">ALC_CMC.4</a> | (ALC_CMS.1) and (ALC_DVS.1)<br>and (ALC_LCD.1)  | <a href="#">ALC_CMS.5</a> , <a href="#">ALC_LCD.1</a> ,<br><a href="#">ALC_DVS.2</a>   |
| <a href="#">ALC_CMS.5</a> | No dependencies   |  |
| <a href="#">ALC_DEL.1</a> | No dependencies   |  |
| <a href="#">ALC_LCD.1</a> | No dependencies   |  |
| <a href="#">ALC_TAT.2</a> | (ADV_IMP.1)   | <a href="#">ADV_IMP.1</a>  |
| <a href="#">ASE_CCL.1</a> | (ASE_ECD.1) and (ASE_INT.1)<br>and (ASE_REQ.1)  | <a href="#">ASE_ECD.1</a> , <a href="#">ASE_INT.1</a> ,<br><a href="#">ASE_REQ.2</a>   |
| <a href="#">ASE_ECD.1</a> | No dependencies   |  |
| <a href="#">ASE_INT.1</a> | No dependencies   |  |
| <a href="#">ASE_OBJ.2</a> | (ASE_SPD.1)   | <a href="#">ASE_SPD.1</a>  |
| <a href="#">ASE_REQ.2</a> | (ASE_ECD.1) and (ASE_OBJ.2)   | <a href="#">ASE_ECD.1</a> , <a href="#">ASE_OBJ.2</a>  |
| <a href="#">ASE_SPD.1</a> | No dependencies   |  |
| <a href="#">ASE_TSS.1</a> | (ADV_FSP.1) and (ASE_INT.1)<br>and (ASE_REQ.1)  | <a href="#">ADV_FSP.5</a> , <a href="#">ASE_INT.1</a> ,<br><a href="#">ASE_REQ.2</a>   |
| <a href="#">ATE_COV.2</a> | (ADV_FSP.2) and (ATE_FUN.1)   | <a href="#">ADV_FSP.5</a> , <a href="#">ATE_FUN.1</a>  |
| <a href="#">ATE_DPT.3</a> | (ADV_ARC.1) and (ADV_TDS.4)<br>and (ATE_FUN.1)  | <a href="#">ADV_ARC.1</a> , <a href="#">ADV_TDS.4</a> ,<br><a href="#">ATE_FUN.1</a>   |
| <a href="#">ATE_FUN.1</a> | (ATE_COV.1)   | <a href="#">ATE_COV.2</a>  |
| <a href="#">ATE_IND.2</a> | (ADV_FSP.2) and (AGD_OPE.1)<br>and (AGD_PRE.1) and<br>(ATE_COV.1) and (ATE_FUN.1)                                       | <a href="#">ADV_FSP.5</a> , <a href="#">AGD_OPE.1</a> ,<br><a href="#">AGD_PRE.1</a> , <a href="#">ATE_COV.2</a> ,<br><a href="#">ATE_FUN.1</a>  |
| <a href="#">AVA_VAN.5</a> | (ADV_ARC.1) and (ADV_FSP.4)<br>and (ADV_IMP.1) and<br>(ADV_TDS.3) and (AGD_OPE.1)<br>and (AGD_PRE.1) and<br>(ATE_DPT.1) | <a href="#">ADV_ARC.1</a> , <a href="#">ADV_FSP.5</a> ,<br><a href="#">ADV_IMP.1</a> , <a href="#">ADV_TDS.4</a> ,<br><a href="#">AGD_OPE.1</a> , <a href="#">AGD_PRE.1</a> ,<br><a href="#">ATE_DPT.3</a> |

**Table 10 SARs dependencies**

### 6.3.4 Rationale for the Security Assurance Requirements

The assurance level for this ST is EAL5+ augmented. The TOE is semiformaly designed and tested. EAL5+ allows a developer to attain a reasonably high assurance level without the need for highly specialized processes and practices. The TOE is intended to operate in open



environments, where attackers can easily exploit vulnerabilities. According to the usage of the TOE, it represents a significant value to perform attacks. In some malicious usages, of the TOE the statistical or probabilistic mechanisms in the TOE, for instance, may be subjected to analysis and attack in the normal course of operation. This level seems to be the reasonable minimum level for card hosting sensitive operations. The selection of the component ALC\_DVS.2 provides a higher assurance of the security of the MRTD's chip development and manufacturing especially for the secure handling of the MRTD's chip material. The selection of the component AVA\_VAN.5 provides a higher assurance of the security by vulnerability analysis to assess the resistance to penetration attacks performed by an attacker possessing a high attack potential.

The component ALC\_DVS.2 has no dependencies. The component AVA\_VAN.5 has the following dependencies:

- ADV\_ARC.1 Security architecture description,
- ADV\_FSP.2 Security-enforcing functional specification,
- ADV\_TDS.3 Basic modular design,
- ADV\_IMP.1 Implementation representation of the TSF,
- AGD\_OPE.1 Operational user guidance,
- AGD\_PRE.1 Preparative procedures. All of these are met or exceeded in the EAL5+ assurance package.

#### **6.3.4.1 AVA\_VAN.5 Advanced methodical vulnerability analysis**

The selection of the component AVA\_VAN.5 provides a higher assurance of the security by vulnerability analysis to assess the resistance to penetration attacks performed by an attacker possessing a high attack potential. This vulnerability analysis is necessary to fulfil the security objectives OT.Sens\_Data\_Conf and OT.Chip\_Auth\_Proof.

#### **6.3.4.2 ALC\_DVS.2 Sufficiency of security measures**

The selection of the component ALC\_DVS.2 provides a higher assurance of the security of the travel document's development and manufacturing especially for the secure handling of the travel document's material.

## 7 TOE Summary Specification

---

### 7.1 TOE Summary Specification

#### 7.1.1 Chip security functionalities

##### TSF\_DPM

The chip identification data (O.Identification) is stored in a in the not changeable configuration page area and non-volatile memory. In the same area further TOE configuration data is stored. In addition, user initialization data can be stored in the non-volatile memory during the production phase as well. During the production phase (phase 3 and 4) or after the delivery to the customer (phase 5 or phase 6), the TOE provides the possibility to download, after a successful authentication process, a user specific encryption key and user code and data into the empty (erased) Infineon® SOLID FLASH memory area as specified by the associated control information of the Flash Loader software. The integrity of the loaded data is checked with a signature process. The data to be loaded may be transferred optionally in encrypted form. After finishing the load operation, the Flash Loader can be permanently deactivated, so that no further load operation with the Flash Loader is possible. During operation within a phase the accesses to memories are granted by the MMU controlled access rights and related privilege level. In addition, during each start-up of the TOE the address ranges and access rights are initialized by the STS with predefined values. During the testing phase in production within the secure environment the entire Infineon® SOLID FLASH is deleted.

##### TSF\_PS

All contents of all memories of the TOE are encrypted on chip to protect against data analysis on stored data as well as on internally transmitted data. In addition the data transferred over the busses, the SFRs and the peripheral devices (CRC, RNG and Timer) are encrypted as well. The memory content and bus encryption is done by the MED using a complex key management and by the memories Infineon® SOLID FLASH, RAM, CACHE and the bus are entirely encrypted. Note that the FLASH contains the firmware only and no user data. Therefore, no data in plain are handled anywhere on the TOE and thus also the two CPUs compute entirely masked. The symmetric cryptographic co-processor is entirely masked as well. The user can define his own key for an Infineon® SOLID FLASH area to protect his data. This user individually chosen key is then delivered by the operating system and included in the dynamic Infineon® SOLID FLASH encryption. The user specified Infineon® SOLID FLASH area is then encrypted with his key and another component.

##### TSF\_PMA

The TOE is equipped with an error detection code (EDC) which covers the memory system of RAM, FLASH and Infineon® SOLID FLASH and includes also the MED, MMU and the bus system. Thus introduced failures are detected and

in certain errors are also automatically corrected. In order to prevent accidental bit faults during production in the FLASH, over the data stored in FLASH an EDC value is calculated. If a user tears the card resulting in a power off situation during an Infineon® SOLID FLASH programming operation or if other perturbation is applied, no data or content loss occurs and the TOE restarts power on.

## **TSF\_PLA**

The memory access control of the TOE uses a memory management unit (MMU) to control the access to the available physical memory by using virtual memory addresses and to segregate the code and data to a privilege level model. The MMU controls the address permissions of the privileged levels and gives the software the possibility to define different access rights. The address permissions of the privilege levels are controlled by the MMU. In case of an access violation the MMU will trigger a reset and then a trap service routine can react on the access violation. The policy of setting up the MMU and specifying the memory ranges, to a certain extend, for the privilege levels with the exception of the IFX level - is defined from the user software (OS).

## **TSF\_CS**

The TOE is equipped with several hardware accelerators and software modules to support the standard symmetric and asymmetric cryptographic operations. This security function is introduced to include the cryptographic operation in the scope of the evaluation as the cryptographic function respectively mathematic algorithm itself is not used from the TOE security policy. On the other hand these functions are of special interest for the use of the hardware as platform for the software. The components are a co-processor supporting the DES and AES algorithms and a combination of a co-processor and software modules to support RSA cryptography, RSA key generation, ECDSA signature generation and verification, ECDH key agreement and EC public key calculation and public key testing.

### ***7.1.2 Low level security functionalities***

#### **TSF\_EXECUTION\_ENVIRONMENT**

This security functionality provides a secure execution environment based on the secure operation of CPU that controls the execution flow, detects and reacts to potential security violations. After start-up, this function calls TSF\_BOOT\_AT\_POWER\_UP and waits for a terminal command.

### ***7.1.3 Operating system security functionalities***

#### **TSF\_BOOT\_AT\_POWER\_UP**

This security functionality manages the initialization of the TOE that happens after each reset warm or cold. This security feature performs the following operations:

Test of the following items:

|  |   |
|--|---|
| <b>Security target Lite for<br/>IDealPass v2.0.1<br/>SAC/EAC Application</b> | Ref.: 2016_2000023040<br>Page: <b>100/141</b> |
|--|---|

- FLASH memory segment
- RAM memory
- Random Number Generator
- Crypto-processor
- ATR issuing
- Initialization of all modules and applications initialization.

## **TSF\_MEMORY\_MANAGEMENT**

This security functionality manages the persistent and volatile memories of the product according to the capacities of the underlying security IC, so as to control access to sensitive content protected by the TOE. TSF\_MEMORY\_MANAGEMENT manages the access to objects (files, directories, data and secrets) stored in FLASH. Access for read or write to RAM and FLASH is impossible from the outside, refer to TSF\_IO\_MANAGEMENT for more information.

Moreover, this security functionality uses TSF\_CRYPTO\_OPERATION to perform cryptographic operations in order to verify the integrity.

## **TSF\_LIFE\_CYCLE\_MANAGEMENT**

This security functionality manages the life cycle of the product and provides a secure transition mechanism between states. The various phases to be recognized are pre-personalization, personalization, usage and end of life. The management of the life cycle is performed by writing information in the One-Time Programmable (OTP) memory. The life cycle of the product is composed of 7 phases, more information is available in the dedicated paragraph 3.2 At the end of the fabrication phase, after a test phase, chip test mode is inhibited in a non-reversible way: the data (system or user) are completely under the control of the card operating system. This is true for read, write or modify operations. Tests done during fabrication phase can not be used anymore.

## **TSF\_CPLC**

This security functionality manages the CPLC area. The CPLC area contains Manufacturing data, pre-personalization data and Personalization data. Manufacturing data are written by the Manufacturer during the Manufacturing phase and contain identification data such as founder ID, chip ID and operating system ID. Pre-Personalization data are written by the Manufacturer and also contains identification data such as the module ID. The CPLC area is a write-only-once area and write access is subject to Manufacturer or Personalization Agent authentication. Read access to the CPLC area is allowed during Personalization phase. During Operational Use phase, the CPLC area read access is only possible after PACE authentication.

## **TSF\_MONITORING**

This Security Functionality monitors all the events generated by the security IC physical detectors:

- Bad CPU usage
- integrity loss in FLASH, OTP or RAM,

code signature alarm,  
fault injection attempt,  
watchdog timeout,  
access attempt to unavailable or reserved memory areas,  
MPU errors,  
clock and voltage supply operating changes by the environment,  
TOE physical integrity abuse.

Executable code integrity is controlled during its execution through the addition of code redundancies and specific tests. Code consistency is then ensured.

### **TSF\_IO\_MANAGEMENT**

This security functionality manages Input/Output interfaces by way of contact and contactless. Two protocols are used to communicate:

T=0 protocol, asynchronous, character-oriented half-duplex transmission protocol

T=CL, specific to the contactless, asynchronous, block-oriented half-duplex transmission protocol

A buffer is used for inputs and outputs. It is a reserved memory zone for the communication. Other memories can not be accessed. During a cryptographic operation, the access to this buffer is blocked, once the operation is finished, the integrity of the buffer is verified by a CRC.

### **TSF\_ALEA**

This security functionality provides random numbers. The random number generation is in conformance to the quality requirements of the french national schemes:

A random number generator compliant with the French Scheme ANSSI requirements for RNG

A random generator of n bytes.

The chip security functionality is compliant with the AIS31 standard. Conforming to the French Scheme ANSSI requirement for RNG, post-treatment is effected on the RNG chip output, directly by the chip. The RNG chip output provided by the chip is submitted to a posttreatment in order to provide a random number of n bytes.

### **7.1.4 Application security functionalities**

#### **TSF\_KEY\_MANAGEMENT**

This security functionality provides secure generation, destruction, replacement and storage of cryptographic keys (KEY, PIN) according to the specification of the product. Each secret is identified by a unique identifier and only manipulated with the help of this identifier by the cryptographic module.

Each secret is associated to a ratification counter. The management of these lasts is made by read/write control of the management of the maximum number of attempts.

**TSF\_PACE\_AUTH**

This security functionality manages the authentication of the Inspection system to the TOE, based on the Document Basic Access Keys. TSF\_PACE\_AUTH performs the Password Authenticated Connection Establishment mechanism, as described in [R5], in order to authenticate the Inspection System. TSF\_PACE\_AUTH calls TSF\_CRYPTO\_OPERATION in order to perform the related cryptographic operations.

**TSF\_CRYPTO\_OPERATION**

This security functionality performs high level cryptographic operations:

- Encryption/decryption;
- Integrity verification;
- Secret decryption;
- Authentication cryptogram creation/verification;
- Key derivation;
- Hash value calculation.

**TSF\_TERM\_AUTH**

This security function manages the authentication of the Terminal to the TOE, based on the authentication secrets related to the Terminal. TSF\_TERM\_AUTH performs the Terminal Authentication to authenticate the terminal. TSF\_TERM\_AUTH calls TSF\_CRYPTO\_OPERATION in order to perform the related cryptographic operations.

**TSF\_SYM\_AUTH**

This security function manages the authentication of a user to the TOE, based on the TDES or AES keys related to this user, during the personalization phase. TSF\_SYM\_AUTH performs an authentication mechanism based on TDES or AES. TSF\_SYM\_AUTH calls TSF\_CRYPTO\_OPERATION in order to perform the related cryptographic operations.

**TSF\_CHIP\_AUTH**

This security function manages the capability of the TOE to authenticate itself to the terminal using the Chip Authentication Protocol as defined in [R5]. TSF\_CHIP\_AUTH calls TSF\_CRYPTO\_OPERATION in order to perform the related cryptographic operations

**TSF\_ACTIVE\_AUTH**

This security function manages the capability of the TOE to authenticate itself to the terminal using the Active Authentication Protocol as defined in [R5]. TSF\_ACTIVE\_AUTH calls TSF\_CRYPTO\_OPERATION in order to perform the related cryptographic operations

## 7.2 SFRs and TSS

### 7.2.1 SFRs and TSS - Rationale

#### 7.2.1.1 Security Functional Requirements

##### PP-0056

*SFRs listed in PP PACE*

**FCS\_CKM.1/DH\_PACE** is met by TSF\_PACE\_AUTH and TSF\_CRYPTOPERATION, which performs, as described in [R5], sec. 3.1 and Annex A.1:

the Diffie-Hellman Protocol compliant with PKCS#3 to generate session keys of size 1024, 1536 and 2048 bits,

the ECDH compliant to ISO 159464

[R17] to generate session keys of size 192, 224 and 256 bits. FCS\_CKM.1/DH\_MRTD is also met by TSF\_KEY\_MANAGEMENT, which ensures the protection of the keys during generation.

**FCS\_CKM.4** is met by TSF\_KEY\_MANAGEMENT and by TSF\_MEMORY\_MANAGEMENT, as TSF\_KEY\_MANAGEMENT manages the secure destruction of secret by calling TSF\_MEMORY\_MANAGEMENT.

**FCS\_COP.1/PACE\_ENC** is met by TSF\_CS, TSF\_CRYPTOPERATION, which performs TDES encryption and decryption, in conformance with FIPS 46-3 normative appendix 5, A5.3, in order to achieve secure messaging - confidentiality.

**FCS\_COP.1/PACE\_MAC** is met by TSF\_CS, TSF\_CRYPTOPERATION, which performs TDES encryption and decryption, in conformance with FIPS 46-3 normative appendix 5, A5.3, in order to achieve secure messaging - confidentiality.

**FIA\_AFL.1/PACE** is met by TSF\_KEY\_MANAGEMENT, which ensures, when a counter is related to an authentication key, that the counter is incremented in case of authentication failure, that the counter is reinitialized in case of authentication success and that the authentication key is blocked in case of 32 successive authentication attempts.

**FIA\_UAU.6/PACE** is met by TSF\_CRYPTOPERATION, which provide the re-authentication mechanism by means of the secure messaging, and by



|  |   |
|--|---|
| <b>Security target Lite for<br/>IDealPass v2.0.1<br/>SAC/EAC Application</b> | Ref.: 2016_2000023040<br>Page: <b>104/141</b> |
|--|---|

TSF\_EXECUTION\_ENVIRONMENT which ensures that only commands consistent with the security state of the card are accepted.

**FDP\_RIP.1** is met by TSF\_KEY\_MANAGEMENT and TSF\_MEMORY\_MANAGEMENT, which ensures allocation and deallocation of memory for secret keys.

**FDP\_UCT.1/TRM** is met by TSF\_CHIP\_AUTH and TSF\_CRYPTO\_OPERATION, which ensures that a secure messaging in integrity and confidentiality is established after Chip Authentication, therefore enabling to protect transmitted and received data from disclosure and by TSF\_EXECUTION\_ENVIRONMENT, which verifies the security status of the received command, and will therefore detect if secure messaging is interrupted.

**FDP\_UIT.1/TRM** is met by TSF\_CHIP\_AUTH and TSF\_CRYPTO\_OPERATION, which ensures that a secure messaging in integrity and confidentiality is established after Chip Authentication, therefore enabling to protect transmitted and received data from modification and by TSF\_EXECUTION\_ENVIRONMENT, which verifies the security status of the received command, and will therefore detects if secure messaging is interrupted.

**FTP\_ITC.1/PACE** is met by TSF\_PACE\_AUTH, TSF\_TERM\_AUTH which manages the authentication of the Terminal to the TOE, based on the authentication secrets related to the Terminal. TSF\_TERM\_AUTH calls TSF\_CRYPTO\_OPERATION in order to perform the related cryptographic operations.

**FMT\_SMF.1** is met by TSF\_LIFE\_CYCLE\_MANAGEMENT, which manages a life cycle that includes a pre-personalization (initialization) and a personalization phase, and by TSF\_EXECUTION\_ENVIRONMENT, which ensures that only the AIP application is selectable in pre-personalization (initialization) and personalization phases.

**FMT\_MTD.1/INI\_ENA** is met by TSF\_IO\_MANAGEMENT, which manages the area where the initialization and pre-personalization data are written.

**FMT\_MTD.1/PA** is met by TSF\_IO\_MANAGEMENT which ensures that all the access conditions, such as user authentication, are fulfilled before authorizing access to an object, and by TSF\_SYM\_AUTH, which ensures that the personalization Agent is authenticated.

**FPT\_FLS.1** is met by TSF\_DPM and TSF\_MONITORING which ensure that a secure state of the TOE (whether by reset or card termination) is maintained whenever a default or an anomaly is detected. FPT\_FLS.1 is also met by



|  |   |
|--|---|
| <b>Security target Lite for<br/>IDealPass v2.0.1<br/>SAC/EAC Application</b> | Ref.: 2016_2000023040<br>Page: <b>105/141</b> |
|--|---|

TSF\_EXECUTION\_ENVIRONMENT which ensures the detection of a tampering attempt, of a default or of an anomaly.

**FPT\_TST.1** is met by TSF\_BOOT\_AT\_POWER\_UP which automatically performs testing of critical elements of the TOE at power-up. FPT\_TST.1 is also met by TSF\_EXECUTION\_ENVIRONMENT which tests the integrity of accessed objects.

**FPT\_PHP.3** is met by TSF\_EXECUTION\_ENVIRONMENT, TSF\_MONITORING, TSF\_DPM and TSF\_PMA which monitor the TOE and react when a security event is detected, therefore protecting the TOE from probing or physical manipulation.

**FAU\_SAS.1** is met by TSF\_LIFE\_CYCLE\_MANAGEMENT, which manages the write-only-once OTP area where TOE parameters, such as the life phase, are written, and by TSF\_CPLC, which manages the write-only-once CPLC area where TOE identification data are written.

**FCS\_RND.1** is met by TSF\_ALEAS, which generates random numbers using a random number generator that complies with the AIS31 Class P2 quality metric.

**FMT\_MTD.1/INI\_DIS** is met by TSF\_CPLC, which manages the area where the initialization and pre-personalization data are written.

#### *Additional SFRs*

Class Cryptographic Support (FCS) Cryptographic operation (FCS\_COP.1)

**FCS\_COP.1/SYM** is met by TSF\_CS, TSF\_CRYPTOPERATION, which performs TDES encryption and decryption, in conformance with FIPS 46-3 normative appendix 5, A5.3, in order to achieve secure messaging - confidentiality.

**FCS\_COP.1/SIG\_VER** is met by TSF\_CS, TSF\_CRYPTOPERATION, which performs signature verification.

**FCS\_COP.1/MAC** is met by TSF\_CS, TSF\_CRYPTOPERATION, which performs Retail MAC in conformance with ISO 9797 (MAC algorithm 3, block cipher DES, Sequence Message Counter, padding mode 2) in order to achieve secure messaging - integrity.

**FCS\_COP.1/SIG\_GEN** is met by TSF\_CRYPTOPERATION and TSF\_CS, which performs: RSA with keys of size 1024, 1536, 2048 and 3072 bits in conformance with ISO9796-2 Digital Signature scheme 1, in order to achieve digital signature generation, as required by FCS\_COP.1/SIG\_GEN.

Miscellaneous

|  |   |
|--|---|
| <b>Security target Lite for<br/>IDealPass v2.0.1<br/>SAC/EAC Application</b> | Ref.: 2016_2000023040<br>Page: <b>106/141</b> |
|--|---|

**FCS\_CKM.1/CA** is met by TSF\_CRYPTO\_OPERATION, which performs normative appendix 5 Document Basic Access Key Derivation Algorithm to generate session keys of 112 bits. FCS\_CKM.1 is also met by TSF\_KEY\_MANAGEMENT, which ensures the protection of the keys during generation.

**FIA\_UID.1/PACE** is met by TSF\_PACE\_AUTH, TSF\_LIFE\_CYCLE\_MANAGEMENT and TSF\_BOOT\_AT\_POWER\_UP, which manage the initialization of the communication with the card and manages the card life cycle, and TSF\_CPLC, which manages the CPLC area where the initialization and pre-personalization data are stored.

**FIA\_UAU.1/PACE** is met by **TSF\_PACE\_AUTH**, TSF\_LIFE\_CYCLE\_MANAGEMENT and TSF\_BOOT\_AT\_POWER\_UP, which manage the initialization of the communication with the card, and manage the OTP area where the current phase of the TOE is stored, by TSF\_CPLC, which manages the area where the initialization and pre-personalization data are stored and by TSF\_TERM\_AUTH and TSF\_SYM\_AUTH which manage user authentication (and thus key selection).

**FIA\_UAU.4/PACE** is met **TSF\_PACE\_AUTH**, TSF\_TERM\_AUTH and TSF\_SYM\_AUTH, TSF\_CRYPTO\_OPERATION and TSF\_ALEA which ensure that each authentication of a user is performed using a random challenge, which prevents reuse of the authentication data.

**FIA\_UAU.5/PACE** is met by **TSF\_PACE\_AUTH**, TSF\_TERM\_AUTH, TSF\_SYM\_AUTH and TSF\_CRYPTO\_OPERATION, which support all the authentication mechanisms required by FIA\_UAU.5, and by TSF\_EXECUTION\_ENVIRONMENT which ensures that only commands consistent with the security state of the card are accepted.

**FIA\_UAU.6/EAC** is met by TSF\_CRYPTO\_OPERATION which provide the re-authentication mechanism by means of the secure messaging, and by TSF\_EXECUTION\_ENVIRONMENT which ensures that only commands consistent with the security state of the card are accepted.

**FIA\_API.1/CAP** is met by TSF\_CHIP\_AUTH which supports TOE authentication to the terminal using the Chip Authentication Protocol as defined in[R5]. FIA\_API.1/CAP is met by TSF\_CRYPTO\_OPERATION which supports the SFR by providing cryptographic features.

**FIA\_API.1/AAP** is met by TSF\_ACTIVE\_AUTH, which supports TOE authentication to the terminal using the Active Authentication Protocol as defined in[R6]. FIA\_API.1/AAP is met by TSF\_CRYPTO\_OPERATION which supports the SFR by providing cryptographic features.

Class FDP User Data Protection

**FDP\_ACC.1/TRM** is met by TSF\_IO\_MANAGEMENT which ensures that all the access conditions, such as user authentication or secure messaging, are fulfilled

|  |   |
|--|---|
| <b>Security target Lite for<br/>IDealPass v2.0.1<br/>SAC/EAC Application</b> | Ref.: 2016_2000023040<br>Page: <b>107/141</b> |
|--|---|

before authorizing access to an object, and by TSF\_EXECUTION\_ENVIRONMENT which verify that each received command security status is consistent with the security status of the TOE.

**FDP\_ACF.1/TRM** is met by TSF\_PLA and TSF\_IO\_MANAGEMENT which ensures that all the access conditions, such as user authentication or secure messaging, are fulfilled before authorizing access to an object, and by TSF\_EXECUTION\_ENVIRONMENT which verify that each received command security status is consistent with the security status of the TOE.

Class FMT Security Management

**FMT\_SMR.1/PACE** is met by TSF\_PACE\_AUTH, TSF\_TERM\_AUTH and TSF\_SYM\_AUTH, which provide user authentication mechanism and by TSF\_KEY\_MANAGEMENT which manages the identification number of the secret, therefore allowing the TOE to maintain different user roles.

**FMT\_LIM.1** is met by TSF\_PS, TSF\_EXECUTION\_ENVIRONMENT and TSF\_BOOT\_AT\_POWER\_UP as those security functions provide test features of the TOE after TOE delivery, which do not allow disclosure or unauthorized manipulation of TSF data, user data, software or any other substantial information.

**FMT\_LIM.2** is met by TSF\_PS, TSF\_EXECUTION\_ENVIRONMENT and TSF\_BOOT\_AT\_POWER\_UP as those security functions provide test features of the TOE after TOE delivery, which do not allow disclosure or unauthorized manipulation of TSF data, user data, software or any other substantial information.

**FMT\_MTD.1/CVCA\_INI** is met by TSF\_IO\_MANAGEMENT which ensures that all the access conditions, such as user authentication, are fulfilled before authorizing access to an object, and by TSF\_SYM\_AUTH which ensures that the Personalization Agent is authenticated.

**FMT\_MTD.1/CVCA\_UPD** is met by TSF\_IO\_MANAGEMENT which ensures that all the access conditions, such as user authentication, are fulfilled before authorizing access to an object, and by TSF\_TERM\_AUTH which ensures that the Country Verifier Certification Authority is authenticated.

**FMT\_MTD.1/DATE** is met by TSF\_IO\_MANAGEMENT which ensures that all the access conditions, such as user authentication, are fulfilled before authorizing access to an object, by TSF\_TERM\_AUTH which ensures that the Country Verifier Certification Authority is authenticated, which ensures that the Document Verifier is authenticated, and which ensures that the Domestic Extended Inspection System is authenticated.

**FMT\_MTD.1/CAPK** is met by TSF\_IO\_MANAGEMENT which ensures that all the access conditions, such as user authentication, are fulfilled before authorizing

|  |   |
|--|---|
| <b>Security target Lite for<br/>IDealPass v2.0.1<br/>SAC/EAC Application</b> | Ref.: 2016_2000023040<br>Page: <b>108/141</b> |
|--|---|

access to an object, and by TSF\_SYM\_AUTH which ensures that the Personalization Agent is authenticated.

**FMT\_MTD.1/KEY\_READ** is met by TSF\_IO\_MANAGEMENT which ensures that all the access conditions to an object, such as never for instance, are respected. FMT\_MTD.1/KEY\_READ is also supported by TSF\_KEY\_MANAGEMENT which ensures that operations on secret keys does not allow any read access to those keys.

**FMT\_MTD.3** is met by TSF\_CRYPTOPERATION which performs signature verification and therefore verifies the correctness of the digital signature of the certificates involved in a terminal authentication.

**FMT\_MTD.1/AAPK** is met by TSF\_IO\_MANAGEMENT which ensures that all the access conditions, such as user authentication, are fulfilled before authorizing access to an object, and by TSF\_SYM\_AUTH which ensures that the Personalization Agent is authenticated.

Class FPT Protection of the Security Functions

|  |   |
|--|---|
| <b>Security target Lite for<br/>IDealPass v2.0.1<br/>SAC/EAC Application</b> | Ref.: 2016_2000023040<br>Page: <b>109/141</b> |
|--|---|

**FPT\_EMS.1** is met by TSF\_PMA, TSF\_EXECUTION\_ENVIRONMENT which provides interruption in order to avoid information leakage through observation of emanation. FPT\_EMS.1 is also met by TSF\_CRYPTO\_OPERATION and TSF\_KEY\_MANAGEMENT which ensure secure execution of cryptographic operations on keys such as the Personalization Agent Authentication Key.

### **7.2.2 Association tables of SFRs and TSS**

|  |   |
|--|---|
| <b>Security target Lite for<br/>IDealPass v2.0.1<br/>SAC/EAC Application</b> | Ref.: 2016_2000023040<br>Page: <b>110/141</b> |
|--|---|

| Security Functional Requirements   | TOE Summary Specification   |
|------------------------------------|---|
| <a href="#">FCS_CKM.1/DH_PACE</a>  | <a href="#">TSF_KEY_MANAGEMENT</a> ,<br><a href="#">TSF_CRYPTO_OPERATION</a> , <a href="#">TSF_PACE_AUTH</a>  |
| <a href="#">FCS_CKM.4</a>          | <a href="#">TSF_MEMORY_MANAGEMENT</a> ,<br><a href="#">TSF_KEY_MANAGEMENT</a>   |
| <a href="#">FCS_COP.1/PACE_ENC</a> | <a href="#">TSF_CRYPTO_OPERATION</a> , <a href="#">TSF_CS</a>   |
| <a href="#">FCS_COP.1/PACE_MAC</a> | <a href="#">TSF_CRYPTO_OPERATION</a> , <a href="#">TSF_CS</a>   |
| <a href="#">FIA_AFL.1/PACE</a>     | <a href="#">TSF_KEY_MANAGEMENT</a>  |
| <a href="#">FIA_UAU.6/PACE</a>     | <a href="#">TSF_CRYPTO_OPERATION</a> ,<br><a href="#">TSF_EXECUTION_ENVIRONMENT</a>   |
| <a href="#">FDP_RIP.1</a>          | <a href="#">TSF_KEY_MANAGEMENT</a> ,<br><a href="#">TSF_MEMORY_MANAGEMENT</a>   |
| <a href="#">FDP_UCT.1/TRM</a>      | <a href="#">TSF_CRYPTO_OPERATION</a> , <a href="#">TSF_CHIP_AUTH</a> ,<br><a href="#">TSF_EXECUTION_ENVIRONMENT</a>   |
| <a href="#">FDP_UIT.1/TRM</a>      | <a href="#">TSF_CRYPTO_OPERATION</a> , <a href="#">TSF_CHIP_AUTH</a> ,<br><a href="#">TSF_EXECUTION_ENVIRONMENT</a>   |
| <a href="#">FTP_ITC.1/PACE</a>     | <a href="#">TSF_CRYPTO_OPERATION</a> , <a href="#">TSF_TERM_AUTH</a> ,<br><a href="#">TSF_PACE_AUTH</a>   |
| <a href="#">FMT_SMF.1</a>          | <a href="#">TSF_LIFE_CYCLE_MANAGEMENT</a> ,<br><a href="#">TSF_EXECUTION_ENVIRONMENT</a>  |
| <a href="#">FMT_MTD.1/INI_ENA</a>  | <a href="#">TSF_IO_MANAGEMENT</a>   |
| <a href="#">FMT_MTD.1/PA</a>       | <a href="#">TSF_IO_MANAGEMENT</a> , <a href="#">TSF_SYM_AUTH</a>  |
| <a href="#">FPT_FLS.1</a>          | <a href="#">TSF_MONITORING</a> , <a href="#">TSF_DPM</a> ,<br><a href="#">TSF_EXECUTION_ENVIRONMENT</a>   |
| <a href="#">FPT_TST.1</a>          | <a href="#">TSF_EXECUTION_ENVIRONMENT</a> ,<br><a href="#">TSF_BOOT_AT_POWER_UP</a>   |
| <a href="#">FPT_PHP.3</a>          | <a href="#">TSF_EXECUTION_ENVIRONMENT</a> ,<br><a href="#">TSF_MONITORING</a> , <a href="#">TSF_PMA</a> , <a href="#">TSF_DPM</a>   |
| <a href="#">FAU_SAS.1</a>          | <a href="#">TSF_LIFE_CYCLE_MANAGEMENT</a> , <a href="#">TSF_CPLC</a>  |
| <a href="#">FCS_RND.1</a>          | <a href="#">TSF_ALEA</a>  |
| <a href="#">FMT_MTD.1/INI_DIS</a>  | <a href="#">TSF_CPLC</a>  |
| <a href="#">FCS_COP.1/SYM</a>      | <a href="#">TSF_CRYPTO_OPERATION</a> , <a href="#">TSF_CS</a>   |
| <a href="#">FCS_COP.1/SIG_VER</a>  | <a href="#">TSF_CRYPTO_OPERATION</a> , <a href="#">TSF_CS</a>   |
| <a href="#">FCS_COP.1/MAC</a>      | <a href="#">TSF_CRYPTO_OPERATION</a> , <a href="#">TSF_CS</a>   |
| <a href="#">FCS_COP.1/SIG_GEN</a>  | <a href="#">TSF_CRYPTO_OPERATION</a> , <a href="#">TSF_CS</a>   |
| <a href="#">FCS_CKM.1/CA</a>       | <a href="#">TSF_KEY_MANAGEMENT</a> , <a href="#">TSF_CRYPTO_OPERATION</a>   |
| <a href="#">FIA_UID.1/PACE</a>     | <a href="#">TSF_LIFE_CYCLE_MANAGEMENT</a> , <a href="#">TSF_CPLC</a> ,<br><a href="#">TSF_BOOT_AT_POWER_UP</a> , <a href="#">TSF_PACE_AUTH</a>  |
| <a href="#">FIA_UAU.1/PACE</a>     | <a href="#">TSF_LIFE_CYCLE_MANAGEMENT</a> , <a href="#">TSF_CPLC</a> ,<br><a href="#">TSF_TERM_AUTH</a> ,<br><a href="#">TSF_PACE_AUTH</a> , <a href="#">TSF_SYM_AUTH</a> ,<br><a href="#">TSF_BOOT_AT_POWER_UP</a> |

|  |   |
|--|---|
| <b>Security target Lite for<br/>IDealPass v2.0.1<br/>SAC/EAC Application</b> | Ref.: 2016_2000023040<br>Page: <b>111/141</b> |
|--|---|

|                                    |   |
|------------------------------------|---|
| <a href="#">FIA_UAU.4/PACE</a>     | <a href="#">TSF_CRYPTO_OPERATION</a> , <a href="#">TSF_TERM_AUTH</a> ,<br><a href="#">TSF_SYM_AUTH</a> , <a href="#">TSF_ALEA</a> , <a href="#">TSF_PACE_AUTH</a>                     |
| <a href="#">FIA_UAU.5/PACE</a>     | <a href="#">TSF_CRYPTO_OPERATION</a> , <a href="#">TSF_TERM_AUTH</a> ,<br><a href="#">TSF_SYM_AUTH</a> , <a href="#">TSF_EXECUTION_ENVIRONMENT</a> ,<br><a href="#">TSF_PACE_AUTH</a> |
| <a href="#">FIA_UAU.6/EAC</a>      | <a href="#">TSF_CRYPTO_OPERATION</a> ,<br><a href="#">TSF_EXECUTION_ENVIRONMENT</a>   |
| <a href="#">FIA_API.1/CAP</a>      | <a href="#">TSF_CRYPTO_OPERATION</a> , <a href="#">TSF_CHIP_AUTH</a> ,<br><a href="#">TSF_ACTIVE_AUTH</a>   |
| <a href="#">FIA_API.1/AAP</a>      | <a href="#">TSF_CRYPTO_OPERATION</a> , <a href="#">TSF_CHIP_AUTH</a> ,<br><a href="#">TSF_ACTIVE_AUTH</a>   |
| <a href="#">FDP_ACC.1/TRM</a>      | <a href="#">TSF_IO_MANAGEMENT</a> ,<br><a href="#">TSF_EXECUTION_ENVIRONMENT</a>  |
| <a href="#">FDP_ACF.1/TRM</a>      | <a href="#">TSF_IO_MANAGEMENT</a> ,<br><a href="#">TSF_EXECUTION_ENVIRONMENT</a> , <a href="#">TSF_PLA</a>  |
| <a href="#">FMT_SMR.1/PACE</a>     | <a href="#">TSF_KEY_MANAGEMENT</a> , <a href="#">TSF_TERM_AUTH</a> ,<br><a href="#">TSF_SYM_AUTH</a> , <a href="#">TSF_PACE_AUTH</a>  |
| <a href="#">FMT_LIM.1</a>          | <a href="#">TSF_PS</a> , <a href="#">TSF_EXECUTION_ENVIRONMENT</a> ,<br><a href="#">TSF_BOOT_AT_POWER_UP</a>  |
| <a href="#">FMT_LIM.2</a>          | <a href="#">TSF_PS</a> , <a href="#">TSF_EXECUTION_ENVIRONMENT</a> ,<br><a href="#">TSF_BOOT_AT_POWER_UP</a>  |
| <a href="#">FMT_MTD.1/CVCA_INI</a> | <a href="#">TSF_IO_MANAGEMENT</a> , <a href="#">TSF_SYM_AUTH</a>  |
| <a href="#">FMT_MTD.1/CVCA_UPD</a> | <a href="#">TSF_IO_MANAGEMENT</a> , <a href="#">TSF_TERM_AUTH</a>   |
| <a href="#">FMT_MTD.1/DATE</a>     | <a href="#">TSF_IO_MANAGEMENT</a> , <a href="#">TSF_TERM_AUTH</a>   |
| <a href="#">FMT_MTD.1/CAPK</a>     | <a href="#">TSF_IO_MANAGEMENT</a> , <a href="#">TSF_SYM_AUTH</a>  |
| <a href="#">FMT_MTD.1/KEY_READ</a> | <a href="#">TSF_IO_MANAGEMENT</a> , <a href="#">TSF_KEY_MANAGEMENT</a>  |
| <a href="#">FMT_MTD.3</a>          | <a href="#">TSF_CRYPTO_OPERATION</a>  |
| <a href="#">FMT_MTD.1/AAPK</a>     | <a href="#">TSF_IO_MANAGEMENT</a> , <a href="#">TSF_SYM_AUTH</a>  |
| <a href="#">FPT_EMS.1</a>          | <a href="#">TSF_EXECUTION_ENVIRONMENT</a> ,<br><a href="#">TSF_KEY_MANAGEMENT</a> ,<br><a href="#">TSF_CRYPTO_OPERATION</a> , <a href="#">TSF_PMA</a>                                 |

**Table 11 SFRs and TSS - Coverage**

|  |   |
|--|---|
| <b>Security target Lite for<br/>IDealPass v2.0.1<br/>SAC/EAC Application</b> | Ref.: 2016_2000023040<br>Page: <b>112/141</b> |
|--|---|

| TOE Summary Specification                 | Security Functional Requirements  |
|---|---|
| <a href="#">TSF DPM</a>                   | <a href="#">FPT_FLS.1</a> , <a href="#">FPT_PHP.3</a>   |
| <a href="#">TSF PS</a>                    | <a href="#">FMT_LIM.1</a> , <a href="#">FMT_LIM.2</a>   |
| <a href="#">TSF PMA</a>                   | <a href="#">FPT_PHP.3</a> , <a href="#">FPT_EMS.1</a>   |
| <a href="#">TSF PLA</a>                   | <a href="#">FDP_ACF.1/TRM</a>   |
| <a href="#">TSF CS</a>                    | <a href="#">FCS_COP.1/SYM</a> , <a href="#">FCS_COP.1/SIG_VER</a> ,<br><a href="#">FCS_COP.1/MAC</a> , <a href="#">FCS_COP.1/SIG_GEN</a> ,<br><a href="#">FCS_COP.1/PACE_ENC</a> ,<br><a href="#">FCS_COP.1/PACE_MAC</a>  |
| <a href="#">TSF EXECUTION ENVIRONMENT</a> | <a href="#">FPT_PHP.3</a> , <a href="#">FPT_EMS.1</a> , <a href="#">FIA_UAU.6/PACE</a> ,<br><a href="#">FDP_UCT.1/TRM</a> , <a href="#">FDP_UIT.1/TRM</a> ,<br><a href="#">FMT_SMF.1</a> , <a href="#">FPT_FLS.1</a> , <a href="#">FPT_TST.1</a> ,<br><a href="#">FIA_UAU.5/PACE</a> , <a href="#">FIA_UAU.6/EAC</a> ,<br><a href="#">FDP_ACC.1/TRM</a> , <a href="#">FDP_ACF.1/TRM</a> ,<br><a href="#">FMT_LIM.1</a> , <a href="#">FMT_LIM.2</a>  |
| <a href="#">TSF BOOT AT POWER UP</a>      | <a href="#">FIA_UID.1/PACE</a> , <a href="#">FIA_UAU.1/PACE</a> ,<br><a href="#">FPT_TST.1</a> , <a href="#">FMT_LIM.1</a> , <a href="#">FMT_LIM.2</a>  |
| <a href="#">TSF MEMORY MANAGEMENT</a>     | <a href="#">FCS_CKM.4</a> , <a href="#">FDP_RIP.1</a>   |
| <a href="#">TSF LIFE CYCLE MANAGEMENT</a> | <a href="#">FMT_SMF.1</a> , <a href="#">FAU_SAS.1</a> , <a href="#">FIA_UID.1/PACE</a> ,<br><a href="#">FIA_UAU.1/PACE</a>  |
| <a href="#">TSF CPLC</a>                  | <a href="#">FAU_SAS.1</a> , <a href="#">FMT_MTD.1/INI_DIS</a> ,<br><a href="#">FIA_UID.1/PACE</a> , <a href="#">FIA_UAU.1/PACE</a>  |
| <a href="#">TSF MONITORING</a>            | <a href="#">FPT_FLS.1</a> , <a href="#">FPT_PHP.3</a>   |
| <a href="#">TSF IO MANAGEMENT</a>         | <a href="#">FMT_MTD.1/INI_ENA</a> , <a href="#">FMT_MTD.1/PA</a> ,<br><a href="#">FDP_ACC.1/TRM</a> , <a href="#">FDP_ACF.1/TRM</a> ,<br><a href="#">FMT_MTD.1/CVCA_INI</a> ,<br><a href="#">FMT_MTD.1/CVCA_UPD</a> , <a href="#">FMT_MTD.1/DATE</a> ,<br><a href="#">FMT_MTD.1/CAPK</a> , <a href="#">FMT_MTD.1/KEY_READ</a> ,<br><a href="#">FMT_MTD.1/AAPK</a>   |
| <a href="#">TSF ALEA</a>                  | <a href="#">FCS_RND.1</a> , <a href="#">FIA_UAU.4/PACE</a>  |
| <a href="#">TSF KEY MANAGEMENT</a>        | <a href="#">FCS_CKM.1/DH_PACE</a> , <a href="#">FCS_CKM.4</a> ,<br><a href="#">FCS_CKM.1/CA</a> , <a href="#">FMT_SMR.1/PACE</a> ,<br><a href="#">FMT_MTD.1/KEY_READ</a> , <a href="#">FPT_EMS.1</a> ,<br><a href="#">FIA_AFL.1/PACE</a> , <a href="#">FDP_RIP.1</a>  |
| <a href="#">TSF CRYPTO OPERATION</a>      | <a href="#">FCS_CKM.1/DH_PACE</a> ,<br><a href="#">FCS_COP.1/PACE_ENC</a> ,<br><a href="#">FCS_COP.1/PACE_MAC</a> , <a href="#">FDP_UCT.1/TRM</a> ,<br><a href="#">FDP_UIT.1/TRM</a> , <a href="#">FPT_ITC.1/PACE</a> ,<br><a href="#">FCS_CKM.1/CA</a> , , <a href="#">FIA_UAU.4/PACE</a> ,<br><a href="#">FIA_UAU.5/PACE</a> , <a href="#">FIA_UAU.6/EAC</a> ,<br><a href="#">FIA_API.1/CAP</a> , <a href="#">FIA_API.1/AAP</a> , <a href="#">FMT_MTD.3</a> ,<br><a href="#">FPT_EMS.1</a> , <a href="#">FCS_COP.1/SYM</a> ,<br><a href="#">FCS_COP.1/SIG_VER</a> , <a href="#">FCS_COP.1/MAC</a> ,<br><a href="#">FCS_COP.1/SIG_GEN</a> , <a href="#">FIA_UAU.6/PACE</a> |



|  |   |
|--|---|
| <b>Security target Lite for<br/>IDealPass v2.0.1<br/>SAC/EAC Application</b> | Ref.: 2016_2000023040<br>Page: <b>113/141</b> |
|--|---|

|                                 |  |
|---------------------------------|--|
| <a href="#">TSF_TERM_AUTH</a>   | <a href="#">FIA UAU.1/PACE</a> , <a href="#">FIA UAU.4/PACE</a> ,<br><a href="#">FIA UAU.5/PACE</a> , <a href="#">FMT SMR.1/PACE</a> ,<br><a href="#">FMT MTD.1/CVCA_UPD</a> , <a href="#">FMT MTD.1/DATE</a> ,<br><a href="#">FTP ITC.1/PACE</a>                                |
| <a href="#">TSF_SYM_AUTH</a>    | <a href="#">FIA UAU.1/PACE</a> , <a href="#">FIA UAU.4/PACE</a> ,<br><a href="#">FIA UAU.5/PACE</a> , <a href="#">FMT SMR.1/PACE</a> ,<br><a href="#">FMT MTD.1/CVCA_INI</a> , <a href="#">FMT MTD.1/CAPK</a> ,<br><a href="#">FMT MTD.1/AAPK</a> , <a href="#">FMT MTD.1/PA</a> |
| <a href="#">TSF_CHIP_AUTH</a>   | <a href="#">FDP UCT.1/TRM</a> , <a href="#">FDP UIT.1/TRM</a> ,<br><a href="#">FIA API.1/CAP</a> , <a href="#">FIA API.1/AAP</a>   |
| <a href="#">TSF_ACTIVE_AUTH</a> | <a href="#">FIA API.1/CAP</a> , <a href="#">FIA API.1/AAP</a>  |
| <a href="#">TSF_PACE_AUTH</a>   | <a href="#">FCS CKM.1/DH_PACE</a> , <a href="#">FIA UID.1/PACE</a> ,<br><a href="#">FTP ITC.1/PACE</a> , <a href="#">FIA UAU.1/PACE</a><br><a href="#">FIA UAU.4/PACE</a> , <a href="#">FIA UAU.5/PACE</a> ,<br><a href="#">FMT SMR.1/PACE</a>                                   |

**Table 12 TSS and SFRs - Coverage**

## 8 Security Requirements – Mutual Support and Internal Consistency

The following part of the security requirements rationale shows that the set of security requirements for the TOE consisting of the security functional requirements (SFRs) and the security assurance requirements (SARs) together form a mutually supportive and internally consistent whole.

The analysis of the TOE's security requirements with regard to their mutual support and internal consistency demonstrates:

The dependency analysis shows that the basis for mutual support and internal consistency between all defined functional requirements is satisfied. All dependencies between the chosen functional components are analysed, and non-satisfied dependencies are appropriately explained.

All subjects and objects addressed by more than one SFR are also treated in a consistent way: the SFRs impacting them do not require any contradictory property and behaviour of these 'shared' items.

The assurance class EAL5 is an established set of mutually supportive and internally consistent assurance requirements. The dependency analysis for the sensitive assurance components shows that the assurance requirements are mutually supportive and internally consistent as all (sensitive) dependencies are satisfied and no inconsistency appears.

Inconsistency between functional and assurance requirements could only arise if there are functional-assurance dependencies which are not met, a possibility which has been shown not to arise. Furthermore, the chosen assurance components are adequate for the functionality of the TOE. So the assurance requirements and security functional requirements support each other and there are no inconsistencies between the goals of these two groups of security requirements.

## 9 Security Attributes, Keys and Certificates

### Security attributes

| Security attributes            | Values                         | Meaning  |
|--------------------------------|--------------------------------|--|
| Terminal authentication status | none (any Terminal)            | default role (i.e. without authorisation after start-up)   |
|                                | CVCA                           | roles defined in the certificate used for authentication (cf. [R5]); Terminal is authenticated as Country Verifying Certification Authority after successful CA v.1 and TA v.1 |
|                                | DV (domestic)                  | roles defined in the certificate used for authentication (cf. [R5]); Terminal is authenticated as domestic Document Verifier after successful CA v.1 and TA v.1                |
|                                | DV (foreign)                   | roles defined in the certificate used for authentication (cf. [R5]); Terminal is authenticated as foreign Document Verifier after successful CA v.1 1 and TA v.1               |
|                                | IS                             | roles defined in the certificate used for authentication (cf. [R5]); Terminal is authenticated as Extended Inspection System after successful CA v.1 and TA v.1                |
| Terminal Authorization         | none                           |  |
|                                | DG4 (Iris)                     | Read access to DG4: (cf. [R5])   |
|                                | DG3 (Fingerprint)              | Read access to DG3: (cf. [R5])   |
|                                | DG3 (Fingerprint) / DG4 (Iris) | Read access to DG3 and DG4: (cf. [R5])   |

### Keys and Certificates

The following table provides an overview of the keys and certificates used. Further keys and certificates are listed in [R7].

|  |   |
|--|---|
| <b>Security target Lite for<br/>IDealPass v2.0.1<br/>SAC/EAC Application</b> | Ref.: 2016_2000023040<br>Page: <b>116/141</b> |
|--|---|

| Name  | Data   |
|---|--|
| TOE intrinsic secret cryptographic keys                         | Permanently or temporarily stored secret cryptographic material used by the TOE in order to enforce its security functionality.  |
| Country Verifying Certification Authority Private Key (SK.CVCA) | The Country Verifying Certification Authority (CVCA) holds a private key (SK.CVCA) used for signing the Document Verifier Certificates.  |
| Country Verifying   | The TOE stores the Country Verifying Certification Authority   |
| Certification Authority Public Key (PK.CVCA)                    | Public Key (PK.CVCA) as part of the TSF data to verify the Document Verifier Certificates. The PK.CVCA has the security attribute Current Date as the most recent valid effective date of the Country Verifying Certification Authority Certificate or of a domestic Document Verifier Certificate.  |
| Country Verifying Certification Authority Certificate (C.CVCA)  | The Country Verifying Certification Authority Certificate may be a self-signed certificate or a link certificate (cf. [R5] and Glossary). It contains (i) the Country Verifying Certification Authority Public Key (PK.CVCA) as authentication reference data, (ii) the coded access control rights of the Country Verifying Certification Authority, (iii) the Certificate Effective Date and the Certificate Expiration Date as security attributes. |
| Document Verifier Certificate (C.DV)                            | The Document Verifier Certificate C.DV is issued by the Country Verifying Certification Authority. It contains (i) the Document Verifier Public Key (PK.DV) as authentication reference data (ii) identification as domestic or foreign Document Verifier, the coded access control rights of the Document Verifier, the Certificate Effective Date and the Certificate Expiration Date as security attributes.  |
| Inspection System Certificate (C.IS)                            | The Inspection System Certificate (C.IS) is issued by the Document Verifier. It contains (i) as authentication reference data the Inspection System Public Key (PK.IS), (ii) the coded access control rights of the Extended Inspection System, the Certificate Effective Date and the Certificate Expiration Date as security attributes.   |

|  |   |
|--|---|
| <b>Security target Lite for<br/>IDealPass v2.0.1<br/>SAC/EAC Application</b> | Ref.: 2016_2000023040<br>Page: <b>117/141</b> |
|--|---|

|  |  |
|--|--|
| Chip Authentication Public Key Pair              | The Chip Authentication Public Key Pair (SK.ICC, PK.ICC) are used for Key Agreement Protocol: Diffie-Hellman (DH) according to RFC 2631 or Elliptic Curve Diffie-Hellman according to ISO 11770-3 [R11].   |
| Chip Authentication Public Key (PK.ICC)          | The Chip Authentication Public Key (PK.ICC) is stored in the EF.DG14 Chip Authentication Public Key of the TOE's logical travel document and used by the inspection system for Chip Authentication Version 1 of the travel document's chip. It is part of the user data provided by the TOE for the IT environment.  |
| Chip Authentication Private Key (SK.ICC)         | The Chip Authentication Private Key (SK.ICC) is used by the TOE to authenticate itself as authentic travel document's chip. It is part of the TSF data.  |
| Country Signing Certification Authority Key Pair | Country Signing Certification Authority of the issuing State or Organisation signs the Document Signer Public Key Certificate with the Country Signing Certification Authority Private Key and the signature will be verified by receiving State or Organisation (e.g. an Extended Inspection System) with the Country Signing Certification Authority Public Key. |
| Document Signer Key Pairs                        | Document Signer of the issuing State or Organisation signs the Document Security Object of the logical travel document with the Document Signer Private Key and the signature will be verified by an Extended Inspection System of the receiving State or Organisation with the Document Signer Public Key.  |
| Chip Authentication Session Keys                 | Secure messaging encryption key and MAC computation key agreed between the TOE and an Inspection System in result of the Chip Authentication Protocol Version 1.   |
| PACE Session Keys                                | Secure messaging encryption key and MAC computation key agreed between the TOE and an Inspection System in result of PACE.   |

**Application note:** The Country Verifying Certification Authority identifies a Document Verifier as "domestic" in the Document Verifier Certificate if it belongs to the same State as the Country Verifying Certification Authority. The Country Verifying Certification Authority identifies a Document Verifier as "foreign" in the Document Verifier Certificate if it does not belong to the same State as the Country Verifying Certification Authority. From travel document's point of view the domestic Document Verifier belongs to the issuing State or Organisation.

## 10 Statement of compatibility

The statement of compatibility address the specific requirements for composite evaluation as stated in the document "Composite product evaluation for Smartcards and similar devices" [R12]. The rational explaining how these specific requirements are addressed is presented in the same logical order than the work item stated in [R12].

### 10.1 Separation of the Platform-TSF

This section describes the separation of relevant security functionality described in the ST of the Infineon Technologies M7892 B11 platform with specific IC dedicated software and optional RSAv1.02.013, EC v1.02.013, SHA-2 v1.01 and Toolbox v1.02.013 libraries being used by this ST. The security functionality provided by the IC platform is summarized in [R8], chapter 8. The following table lists the relevant security functionality of the platform regarding cryptography with regards to those of the composite TOE defined in the present ST.

| Platform functionality               | Usage by the composite TOE  |
|--------------------------------------|---|
| Device Phase Management              | This functionality is automatically triggered at start'up. The composite TOE takes over with its functionality TSF_CPLC.  |
| Protection against Logical Attacks   | This functionality is directly identified by the composite TOE through its security functionalities TSF_ACTIVE_AUTH, TSF_SYM_AUTH, TSF_TERM_AUTH, TSF_PACE_AUTH, TSF_CHIP_AUTH  |
| Protection against Snooping          | This functionality is used by the composite TOE functionality TSF_KEY_MANAGEMENT, as a hardware underlying mechanism.   |
| Protection against Modifying Attacks | This functionality is directly identified by the composite TOE through its functionalities TSF_EXECUTION_ENVIRONMENT and TSF_MONITORING   |
| Cryptographic Support                | The TDES functionality is directly identified by the composite TOE through its functionality TSF_CS which is used by TSF_CRYPT_Operation. The SHA functionality is directly identified by the composite TOE through its functionality TSF_CS which is used by TSF_CRYPT_Operation. The TRNG functionality is directly identified by the composite TOE through its functionality TSF_CS and used by TSF_CRYPT_Operation. The AES functionality is not used. RSA and Elliptic Curve functionalities are not used. |

**Table 13: Coverage of IC platform functionality**

In the following table the SFRs of the IC platform are designated as "relevant" or "used by this composite ST". The table also lists explicitly irrelevant Platform-SFRs not being used by the Composite-ST.

|  |   |
|--|---|
| <b>Security target Lite for<br/>IDealPass v2.0.1<br/>SAC/EAC Application</b> | Ref.: 2016_2000023040<br>Page: <b>119/141</b> |
|--|---|

| Platform SFRs | Usage by TOE, TOE-SFR   |
|---------------|---|
| FRU_FLT.2     | Internal IC mechanism. Supporting TSF_PMA   |
| FPT_FLS.1     | TSF_PS, TSF_PMA, TSF_PLA, TSF_CS  |
| FMT_LIM.1     | TSF_DPM   |
| FMT_LIM.2     | TSF_DPM   |
| FAU_SAS.1     | TSF_DPM, , TSF_CPLC ,FAU_SAS.1  |
| FPT_PHP.3     | TSF_DPM, TSF_PS, TSF_PMA, TSF_PLA, TSF_CS, TSF_PHY /<br>FPT_PHP.3                                   |
| FDP_ITT.1     | Internal IC mechanism. Supporting TSF_DPM, TSF_PS, TSF_PMA,<br>TSF_PLA, TSF_CS, TSF_CRYPT_OPERATION |
| FPT_ITT.1     | Internal IC mechanism. Supporting TSF_DPM, TSF_PS, TSF_PMA,<br>TSF_CRYPT_OPERATION                  |
| FDP_IFC.1     | Internal IC mechanism. Supporting<br>TSF_PS, TSF_PMA, TSF_PLA, TSF_CRYPT_OPERATION                  |
| FCS_RNG.1     | TSF_ALEAS / FCS_RND.1   |
| FPT_TST.2     | TSF_PMA, TSF_CS   |
| FDP_ACC.1     | TSF_DPM, TSF_PMA, TSF_PLA, FDP_ACC.1  |
| FDP_ACF.1     | TSF_DPM, TSF_PMA, TSF_PLA, FDP_ACF.1  |
| FMT_SMF.1     | TSF_DPM, TSF_PMA, TSF_PLA,, FMT_SMF.1   |
| FCS_COP.1     | TSF_CS  |
| FCS_CKM.1     | Irrelevant. Unused for TOE SFRs   |
| FDP_SDI.1     | TSF_PMA   |
| FDP_SDI.2     | TSF_PMA   |
| FMT_MSA.3     | Irrelevant. Unused for TOE SFRs.  |
| FMT_MSA.1     | Irrelevant. Unused for TOE SFRs.  |

Table 14: Coverage of IC platform SFRs

## 10.2 Statement of compatibility for the security assurance requirements

This statement of compatibility address the requirement specified in [R12] for the security assurance requirements.

The security requirement for the underlying IC M7892 B11 specified in its security target [R8] is EAL6 augmented with the following component: ALC\_FLR.1 where the security assurance requirement for the composite TOE is EAL5+ augmented with the following component: ALC\_DVS.2 and AVA\_VAN.5

Therefore, the security assurance requirements for the composite TOE represent a subset of the security assurance requirements of the underlying platform.

## 10.3 Statement of compatibility for the security environment and the objectives

### 10.3.1 Objectives

There is no conflict between security objectives of the Composite Security Target and the IC Security Target. All IC platform objectives are relevant, even if some of them are partially used (O.Add-Functions and O.Mem-Access).

|  |   |
|--|---|
| <b>Security target Lite for<br/>IDealPass v2.0.1<br/>SAC/EAC Application</b> | Ref.: 2016_2000023040<br>Page: <b>120/141</b> |
|--|---|

| Objectives for the IC | Objectives for the composite TOE  | Remarks  |
|-----------------------|---|--|
| O.Leak-Inherent       | OT.Prot_Inf_Leak  | Objective covering also O.Leak-Forced  |
| O.Phys-Probing        | OT.Prot_Phys-Tamper   | Objective covering also O.Phys-Manipulation                                      |
| O.Malfunction         | OT.Prot_Malfunction   | Full coverage  |
| O.Phys-Manipulation   | OT.Prot_Phys-Tamper   | Objective covering also O.Phys-Probing   |
| O.Leak-Forced         | OT.Prot_Inf_Leak  | Objective covering also O.Leak-Inherent  |
| O.Abuse-Func          | OT.Prot_Abuse-Func  | Full coverage  |
| O.Identification      | OT.Identification   | Full coverage  |
| O.RND                 | No equivalent as the final composite TOE does not aim to offer random number generation, but to use the one offered by the IC   |  |
| O.Add-Functions       | No equivalent as the final composite TOE does not aim to offer cryptographic services, but to use the ones offered by the IC  | O.Add-Functions contributes to : OT_Sens_Data_Conf                               |
| O.Mem Access          | No equivalent as the final composite TOE uses the hardware functionality for a final purpose : enforce the Extended Access Control specified through : OT.Sens_Data_Conf. | O.Mem-Access contributes to OT.Sens_Data_Conf and OT.AC_Pers                     |
| OE.Plat-Appl          |   | Covered through ADV. Not an objective on the operational environment             |
| OE.Resp-Appl          |   | Covered through ADV/ALC/ATE/AVA. Not an objective on the operational environment |
| OE.Process-Sec-IC     |   | Covered through ADV/ALC/ATE/AVA. Not an objective on the operational environment |

**Table 15: Coverage of IC platform objectives**

Note that all additional objectives on the environment for the composite TOE are for the operational environment, and do not contradict the IC objectives.

### **10.3.2 Threats**

There is no conflict between threats of the Composite Security Target and the IC Security Target.



|  |   |
|--|---|
| <b>Security target Lite for<br/>IDealPass v2.0.1<br/>SAC/EAC Application</b> | Ref.: 2016_2000023040<br>Page: <b>121/141</b> |
|--|---|

| Threats for the IC  | Threats for the composite TOE   | Remarks   |
|---------------------|---|---|
| T.Leak-Inherent     | T.Information_Leakage   | Threats also including<br>T.Read_Sensitive_Data   |
| T.Phys-Probing      | T.Phys-Tamper   |   |
| T.Malfunction       | T.Malfunction   | Full match  |
| T.Phys-Manipulation | T.Phys-Tamper   |   |
| T.Leak-Forced       | T.Information_Leakage   | Threats also including<br>T.Read_Sensitive_Data   |
| T.Abuse-Func        | T.Abuse-Func  | Full match  |
| T.RND               | No equivalent as this threats is already covered by the IC internal mechanism (O.RND and FCS_RNG.1) |   |
| T.Mem-Access        | T.Skimming, T.Forgery   | The two identified threats for the composite TOE address a more specific risk, however, the main principle remain the same. |

**Table 16: Coverage of threats**

### 10.3.3 Organisational security policies

There is no conflict between OSPs of the Composite Security Target and the IC Security Target.

| OSP for the IC  | OSP for the composite TOE   | Remarks                               |
|-----------------|---|---------------------------------------|
| P.Process-TOE   | No equivalent but this OSP covers the development and manufacturing environment (covered by ALC class)  |                                       |
| P.Add-Functions | As for O.Add-Functions, there is no equivalent as the final composite TOE does not aim to offer cryptographic services, but to use the ones offered by the IC | contributes to :<br>OT.Sens_Data_Conf |

**Table 17: Coverage of OSPs**

The P.Add-functions introduces the IC cryptographic services to be used by the embedded software. There is no contradiction with the threats or objectives for the composite TOE.

### 10.3.4 Assumptions

There is no conflict between assumption of the Composite Security Target and the IC Security Target.

|  |   |
|--|---|
| <b>Security target Lite for<br/>IDealPass v2.0.1<br/>SAC/EAC Application</b> | Ref.: 2016_2000023040<br>Page: <b>122/141</b> |
|--|---|

| Assumption for the IC | Assumptions/Objectives/SAR for the composite TOE  | Remarks   |
|-----------------------|---|---|
| A.Process-Sec-IC      | Covered through ALC/ADV   |   |
| A.Plat-Appl           | Covered through assurance class ADV. Not an assumption on the operational environment             | assumptions not significant for the composite TOE |
| A.Resp-Appl           | Covered through assurance class ADV/ALC/ATE/AVA. Not an assumption on the operational environment | assumptions not significant for the composite TOE |
| A.Key-Function        | OT.Prot_inf_leak  |   |

**Table 18: Coverage of assumptions**

There is only one significant assumption for the composite TOE that is fully addressed by the current composite security target.

Note that all additional assumptions for the composite TOE are for the operational environment, and do not contradict the IC threats.

|  |   |
|--|---|
| <b>Security target Lite for<br/>IDealPass v2.0.1<br/>SAC/EAC Application</b> | Ref.: 2016_2000023040<br>Page: <b>123/141</b> |
|--|---|

## **11 Glossary and Acronyms**

---

|  |   |
|--|---|
| <b>Security target Lite for<br/>IDealPass v2.0.1<br/>SAC/EAC Application</b> | Ref.: 2016_2000023040<br>Page: <b>124/141</b> |
|--|---|

| Term   | Definition  |
|--|---|
| <i>Accurate Terminal Certificate</i>             | A Terminal Certificate is accurate, if the issuing Document Verifier is trusted by the travel document's chip to produce Terminal Certificates with the correct certificate effective date, see [R5].   |
| <i>Advanced Inspection Procedure (with PACE)</i> | A specific order of authentication steps between a travel document and a terminal as required by [R4], namely (i) PACE, (ii) Chip Authentication v.1, (iii) Passive Authentication with SO.D and (iv) Terminal Authentication v.1. AIP can generally be used by EIS-AIP-PACE. |
| <i>Agreement</i>                                 | This term is used in the current PP in order to reflect an appropriate relationship between the parties involved, but not as a legal notion.  |
| <i>Active Authentication</i>                     | Security mechanism defined in [R6] option by which means the travel document's chip proves and the inspection system verifies the identity and authenticity of the travel document's chip as part of a genuine travel document issued by a known State of Organisation.       |
| <i>Application note</i>                          | Optional informative part of the PP containing sensitive supporting information that is considered relevant or useful for the construction, evaluation, or use of the TOE.  |
| <i>Audit records</i>                             | Write-only-once non-volatile memory area of the travel document's chip to store the Initialization Data and Pre-personalisation Data.   |
| <i>Authenticity</i>                              | Ability to confirm the travel document and its data elements on the travel document's chip were created by the issuing State or Organisation  |
| <i>Basic Access Control (BAC)</i>                | Security mechanism defined in [R6] by which means the travel document's chip proves and the inspection system protects their communication by means of secure messaging with Document Basic Access Keys (see there).  |

|  |   |
|--|---|
| <b>Security target Lite for<br/>IDealPass v2.0.1<br/>SAC/EAC Application</b> | Ref.: 2016_2000023040<br>Page: <b>125/141</b> |
|--|---|

|  |   |
|--|---|
| <i>Basic Inspection System with PACE protocol (BIS-PACE)</i> | A technical system being used by an inspecting authority and operated by a governmental organisation (i.e. an Official Domestic or Foreign Document Verifier) and verifying the travel document presenter as the travel document holder (for ePassport: by comparing the real biometric data (face) of the travel document presenter with the stored biometric data (DG2) of the travel document holder).<br>The Basic Inspection System with PACE is a PACE Terminal additionally supporting/applying the Passive Authentication protocol and is authorised by the travel document Issuer through the Document Verifier of receiving state to read a subset of data stored on the travel document. |
| <i>Basic Inspection System (BIS)</i>                         | An inspection system which implements the terminals part of the Basic Access Control Mechanism and authenticates itself to the travel document's chip using the Document Basic Access Keys derived from the printed MRZ data for reading the logical travel document.   |
| <i>Biographic data (biodata).</i>                            | The personalised details of the travel document holder of the document appearing as text in the visual and machine readable zones on the biographical data page of a travel document. [R6]  |
| <i>Biometric reference data</i>                              | Data stored for biometric authentication of the travel document holder in the travel document's chip as (i) digital portrait and (ii) optional biometric reference data.  |
| <i>Card Access Number (CAN)</i>                              | Password derived from a short number printed on the front side of the data-page.  |
| <i>Certificate chain</i>                                     | A sequence defining a hierarchy certificates. The Inspection System Certificate is the lowest level, Document Verifier Certificate in between, and Country Verifying Certification Authority Certificates are on the highest level. A certificate of a lower level is signed with the private key corresponding to the public key in the certificate of the next higher level.  |
| <i>Counterfeit</i>   | An unauthorized copy or reproduction of a genuine security document made by whatever means. [R6]  |

|  |   |
|--|---|
| <b>Security target Lite for<br/>IDealPass v2.0.1<br/>SAC/EAC Application</b> | Ref.: 2016_2000023040<br>Page: <b>126/141</b> |
|--|---|

|   |   |
|---|---|
| <i>Country Signing CA Certificate<br/>(C.CSCA)</i>      | Certificate of the Country Signing Certification Authority Public Key (K.PuCSCA) issued by Country Signing Certification Authority stored in the inspection system.   |
| <i>Country Signing Certification Authority (CSCA)</i>   | <p>An organisation enforcing the policy of the travel document Issuer with respect to confirming correctness of user and TSF data stored in the travel document. The CSCA represents the country specific root of the PKI for the travel documents and creates the Document Signer Certificates within this PKI. The CSCA also issues the self-signed CSCA Certificate (CCSCA) having to be distributed by strictly secure diplomatic means, see. [R6], 5.5.1.</p> <p>The Country Signing Certification Authority issuing certificates for Document Signers (cf. [R6]) and the domestic CVCA may be integrated into a single entity, e.g. a Country Certification Authority. However, even in this case, separate key pairs must be used for different roles, see [R5].</p>   |
| <i>Country Verifying Certification Authority (CVCA)</i> | <p>An organisation enforcing the privacy policy of the travel document Issuer with respect to protection of user data stored in the travel document (at a trial of a terminal to get an access to these data). The CVCA represents the country specific root of the PKI for the terminals using it and creates the Document Verifier Certificates within this PKI. Updates of the public key of the CVCA are distributed in form of CVCA Link-Certificates, see [R5].</p> <p>Since the Standard Inspection Procedure does not imply any certificate-based terminal authentication, the current TOE cannot recognise a CVCS as a subject; hence, it merely represents an organizational entity within this PP.</p> <p>The Country Signing Certification Authority (CSCA) issuing certificates for Document Signers (cf. [R6]) and the domestic CVCA may be integrated into a single entity, e.g. a Country Certification Authority. However, even in this case, separate key pairs must be used for different roles, see [R5].</p> |
| <i>Current date</i>                                     | The maximum of the effective dates of valid CVCA, DV and domestic Inspection System certificates known to the TOE. It is used to validate card verifiable certificates.   |

|  |   |
|--|---|
| <b>Security target Lite for<br/>IDealPass v2.0.1<br/>SAC/EAC Application</b> | Ref.: 2016_2000023040<br>Page: <b>127/141</b> |
|--|---|

|   |   |
|---|---|
| <i>CV Certificate</i>                                 | Card Verifiable Certificate according to [R5].  |
| <i>CVCA link Certificate</i>                          | Certificate of the new public key of the Country Verifying Certification Authority signed with the old public key of the Country Verifying Certification Authority where the certificate effective date for the new key is before the certificate expiration date of the certificate for the old key.   |
| <i>Document Basic Access Key Derivation Algorithm</i> | The [R6] describes the Document Basic Access Key Derivation Algorithm on how terminals may derive the Document Basic Access Keys from the second line of the printed MRZ data.  |
| <i>PACE passwords</i>                                 | Passwords used as input for PACE. This may either be the CAN or the SHA-1-value of the concatenation of Serial Number, Date of Birth and Date of Expiry as read from the MRZ, see [R4],   |
| <i>Document Details Data</i>                          | Data printed on and electronically stored in the travel document representing the document details like document type, issuing state, document number, date of issue, date of expiry, issuing authority. The document details data are less-sensitive data.   |
| <i>Document Security Object (SO.D)</i>                | A RFC3369 CMS Signed Data Structure, signed by the Document Signer (DS). Carries the hash values of the LDS Data Groups. It is stored in the travel document's chip. It may carry the Document Signer Certificate (C.DS). [R6]  |
| <i>Document Signer (DS)</i>                           | An organisation enforcing the policy of the CSCA and signing the Document Security Object stored on the travel document for passive authentication.<br>A Document Signer is authorised by the national CSCA issuing the Document Signer Certificate (C <sub>DS</sub> ), see [R5]and [R6].<br>This role is usually delegated to a Personalisation Agent. |

|  |   |
|--|---|
| <b>Security target Lite for<br/>IDealPass v2.0.1<br/>SAC/EAC Application</b> | Ref.: 2016_2000023040<br>Page: <b>128/141</b> |
|--|---|

|  |  |
|--|--|
| <p><i>Document Verifier (DV)</i></p>       | <p>An organisation enforcing the policies of the CVCA and of a Service Provider (here: of a governmental organisation / inspection authority) and managing terminals belonging together (e.g. terminals operated by a State's border police), by – inter alia – issuing Terminal Certificates. A Document Verifier is therefore a Certification Authority, authorised by at least the national CVCA to issue certificates for national terminals, see [R5]. Since the Standard Inspection Procedure does not imply any certificate-based terminal authentication, the current TOE cannot recognise a DV as a subject; hence, it merely represents an organisational entity within this PP.</p> <p>There can be Domestic and Foreign DV: A domestic DV is acting under the policy of the domestic CVCA being run by the travel document Issuer; a foreign DV is acting under a policy of the respective foreign CVCA (in this case there shall be an appropriate agreement between the travel document Issuer und a foreign CVCA ensuring enforcing the travel document Issuer's privacy policy).</p> |
| <p><i>Eavesdropper</i></p>                 | <p>A threat agent with high attack potential reading the communication between the travel document's chip and the inspection system to gain the data on the travel document's chip.</p>  |
| <p><i>Enrolment</i></p>                    | <p>The process of collecting biometric samples from a person and the subsequent preparation and storage of biometric reference templates representing that person's identity. [R6]</p>   |
| <p><i>Travel document (electronic)</i></p> | <p>The contact based or contactless smart card integrated into the plastic or paper, optical readable cover and providing the following application: ePassport.</p>  |
| <p><i>ePassport application</i></p>        | <p>A part of the TOE containing the non-executable, related user data (incl. biometric) as well as the data needed for authentication (incl. MRZ); this application is intended to be used by authorities, amongst other as a machine readable travel document (MRTD). See [R5].</p>   |



|  |   |
|--|---|
| <b>Security target Lite for<br/>IDealPass v2.0.1<br/>SAC/EAC Application</b> | Ref.: 2016_2000023040<br>Page: <b>129/141</b> |
|--|---|

|   |  |
|---|--|
| <i>Extended Access Control</i>          | Security mechanism identified in [R6] by which means the travel document's chip (i) verifies the authentication of the inspection systems authorized to read the optional biometric reference data, (ii) controls the access to the optional biometric reference data and (iii) protects the confidentiality and integrity of the optional biometric reference data during their transmission to the inspection system by secure messaging.  |
| <i>Extended Inspection System (EIS)</i> | A role of a terminal as part of an inspection system which is in addition to Basic Inspection System authorized by the issuing State or Organisation to read the optional biometric reference data and supports the terminals part of the Extended Access Control Authentication Mechanism.  |
| <i>Forgery</i>                          | Fraudulent alteration of any part of the genuine document, e.g. changes to the biographical data or the portrait. [R6]   |
| <i>Global Interoperability</i>          | The capability of inspection systems (either manual or automated) in different States throughout the world to exchange data, to process data received from systems in other States, and to utilize that data in inspection operations in their respective States. Global interoperability is a major objective of the standardized specifications for placement of both eye-readable and machine readable data in all travel documents. [R6] |
| <i>IC Dedicated Software</i>            | Software developed and injected into the chip hardware by the IC manufacturer. Such software might support special functionality of the IC hardware and be used, amongst other, for implementing delivery procedures between different players. The usage of parts of the IC Dedicated Software might be restricted to certain life phases.  |
| <i>IC Dedicated Support Software</i>    | That part of the IC Dedicated Software (refer to above) which provides functions after TOE Delivery. The usage of parts of the IC Dedicated Software might be restricted to certain phases.  |
| <i>IC Dedicated Test Software</i>       | That part of the IC Dedicated Software (refer to above) which is used to test the TOE before TOE Delivery but which does not provide any functionality thereafter.   |

|  |   |
|--|---|
| <b>Security target Lite for<br/>IDealPass v2.0.1<br/>SAC/EAC Application</b> | Ref.: 2016_2000023040<br>Page: <b>130/141</b> |
|--|---|

|                                     |   |
|-------------------------------------|---|
| <i>IC Embedded Software</i>         | Software embedded in an IC and not being designed by the IC developer. The IC Embedded Software is designed in the design life phase and embedded into the IC in the manufacturing life phase of the TOE.   |
| <i>IC Identification Data</i>       | The IC manufacturer writes a unique IC identifier to the chip to control the IC as travel document material during the IC manufacturing and the delivery process to the travel document manufacturer.   |
| <i>Impostor</i>                     | A person who applies for and obtains a document by assuming a false name and identity, or a person who alters his or her physical appearance to represent himself or herself as another person for the purpose of using that person's document. [R6]                      |
| <i>Improperly documented person</i> | A person who travels, or attempts to travel with: (a) an expired travel document or an invalid visa; (b) a counterfeit, forged or altered travel document or visa; (c) someone else's travel document or visa; or (d) no travel document or visa, if required. [R6]       |
| <i>Initialisation</i>               | Process of writing Initialisation Data (see below) to the TOE (cf. sec. 1.2, TOE life-cycle, Phase 2, Step 3).  |
| <i>Initialisation Data</i>          | Any data defined by the TOE Manufacturer and injected into the non-volatile memory by the Integrated Circuits manufacturer (Phase 2). These data are for instance used for traceability and for IC identification as travel document's material (IC identification data). |
| <i>Inspection</i>                   | The act of a State examining a travel document presented to it by a traveller (the travel document holder) and verifying its authenticity. [R6]   |
| <i>Inspection system (IS)</i>       | A technical system used by the border control officer of the receiving State (i) examining a travel document presented by the traveller and verifying its authenticity and (ii) verifying the traveller as travel document holder.  |
| <i>Integrated circuit (IC)</i>      | Electronic component(s) designed to perform processing and/or memory functions. The travel document's chip is an integrated circuit.  |
| <i>Integrity</i>                    | Ability to confirm the travel document and its data elements on the travel document's chip have not been altered from that created by the issuing State or Organisation   |

|  |   |
|--|---|
| <b>Security target Lite for<br/>IDealPass v2.0.1<br/>SAC/EAC Application</b> | Ref.: 2016_2000023040<br>Page: <b>131/141</b> |
|--|---|

|  |   |
|--|---|
| <i>Issuing Organisation</i>                    | Organisation authorized to issue an official travel document (e.g. the United Nations Organization, issuer of the Laissez-passer). [R6]   |
| <i>Issuing State</i>                           | The Country issuing the travel document. [R6]   |
| <i>Logical Data Structure (LDS)</i>            | The collection of groupings of Data Elements stored in the optional capacity expansion technology [R6]. The capacity expansion technology used is the travel document's chip.   |
| <i>Logical travel document</i>                 | Data of the travel document holder stored according to the Logical Data Structure [R6] as specified by ICAO on the contact based/contactless integrated circuit. It presents contact based/contactless readable data including (but not limited to) <ol style="list-style-type: none"> <li>1. personal data of the travel document holder</li> <li>2. the digital Machine Readable Zone Data (digital MRZ data, EF.DG1),</li> <li>3. the digitized portraits (EF.DG2),</li> <li>4. the biometric reference data of finger(s) (EF.DG3) or iris image(s) (EF.DG4) or both and</li> <li>5. the other data according to LDS (EF.DG5 to EF.DG16).</li> <li>6. EF.COM and EF.SOD</li> </ol> |
| <i>Machine readable travel document (MRTD)</i> | Official document issued by a State or Organisation which is used by the holder for international travel (e.g. passport, visa, official document of identity) and which contains mandatory visual (eye readable) data and a separate mandatory data summary, intended for global use, reflecting essential data elements capable of being machine read. [R6]  |
| <i>Machine readable zone (MRZ)</i>             | Fixed dimensional area located on the front of the travel document or MRP Data Page or, in the case of the TD1, the back of the travel document, containing mandatory and optional data for machine reading using OCR methods. [R6]<br>The MRZ-Password is a restricted-revealable secret that is derived from the machine readable zone and may be used for PACE.  |
| <i>Machine-verifiable biometrics feature</i>   | A unique physical personal identification feature (e.g. an iris pattern, fingerprint or facial characteristics) stored on a travel document in a form that can be read and verified by machine. [R6]  |

|  |   |
|--|---|
| <b>Security target Lite for<br/>IDealPass v2.0.1<br/>SAC/EAC Application</b> | Ref.: 2016_2000023040<br>Page: <b>132/141</b> |
|--|---|

|  |  |
|--|--|
| <i>Manufacturer</i>                      | Generic term for the IC Manufacturer producing integrated circuit and the travel document Manufacturer completing the IC to the <u>travel document</u> . The Manufacturer is the default user of the TOE during the manufacturing life phase. The TOE itself does not distinguish between the IC Manufacturer and travel document Manufacturer using this role Manufacturer.   |
| <i>Metadata of a CV Certificate</i>      | Data within the certificate body (excepting Public Key) as described in [R5].<br>The metadata of a CV certificate comprise the following elements: <ul style="list-style-type: none"> <li>- Certificate Profile Identifier,</li> <li>- Certificate Authority Reference,</li> <li>- Certificate Holder Reference,</li> <li>- Certificate Holder Authorisation Template,</li> <li>- Certificate Effective Date,</li> <li>- Certificate Expiration Date.</li> </ul>   |
| <i>ePassport application</i>             | Non-executable data defining the functionality of the operating system on the IC as the travel document's chip. It includes <ul style="list-style-type: none"> <li>● <b>the file structure implementing the LDS</b> [R6],</li> <li>● the definition of the User Data, but does not include the User Data itself (i.e. content of EF.DG1 to EF.DG13, EF.DG16, EF.COM and EF.SOD) and</li> <li>● the TSF Data including the definition the authentication data but except the authentication data itself.</li> </ul> |
| <i>Optional biometric reference data</i> | Data stored for biometric authentication of the travel document holder in the travel document's chip as (i) encoded finger image(s) (EF.DG3) or (ii) encoded iris image(s) (EF.DG4) or (iii) both. Note, that the European commission decided to use only fingerprint and not to use iris images as optional biometric reference data.   |
| <i>Passive authentication</i>            | (i) verification of the digital signature of the Document Security Object and (ii) comparing the hash values of the read LDS data fields with the hash values contained in the Document Security Object.   |

|  |   |
|--|---|
| <b>Security target Lite for<br/>IDealPass v2.0.1<br/>SAC/EAC Application</b> | Ref.: 2016_2000023040<br>Page: <b>133/141</b> |
|--|---|

|  |   |
|--|---|
| <p><i>Password Authenticated Connection Establishment (PACE)</i></p> | <p>A communication establishment protocol defined in [R4],. The PACE Protocol is a password authenticated Diffie-Hellman key agreement protocol providing implicit password-based authentication of the communication partners (e.g. smart card and the terminal connected): i.e. PACE provides a verification, whether the communication partners share the same value of a password <math>n</math>). Based on this authentication, PACE also provides a secure communication, whereby confidentiality and authenticity of data transferred within this communication channel are maintained.</p>  |
| <p><i>PACE Password</i></p>  | <p>A password needed for PACE authentication, e.g. CAN or MRZ.</p>  |
| <p><i>Personalisation</i></p>  | <p>The process by which the Personalisation Data are stored in and unambiguously, inseparably associated with the travel document. This may also include the optional biometric data collected during the "Enrolment" (cf. sec. 1.2, TOE life-cycle, Phase 3, Step 6).</p>  |
| <p><i>Personalisation Agent</i></p>                                  | <p>An organisation acting on behalf of the travel document Issuer to personalise the travel document for the travel document holder by some or all of the following activities:</p> <ul style="list-style-type: none"> <li>(i) establishing the identity of the travel document holder for the biographic data in the travel document,</li> <li>(ii) enrolling the biometric reference data of the travel document holder,</li> <li>(iii) writing a subset of these data on the physical travel document (optical personalisation) and storing them in the travel document (electronic personalisation) for the travel document holder as defined in [R5],</li> <li>(iv) writing the document details data,</li> <li>(v) writing the initial TSF data,</li> <li>(vi) signing the Document Security Object defined in [R6] (in the role of DS).</li> </ul> <p>Please note that the role 'Personalisation Agent' may be distributed among several institutions according to the operational policy of the travel document Issuer. Generating signature key pair(s) is not in the scope of the tasks of this role.</p> |

|  |   |
|--|---|
| <b>Security target Lite for<br/>IDealPass v2.0.1<br/>SAC/EAC Application</b> | Ref.: 2016_2000023040<br>Page: <b>134/141</b> |
|--|---|

|   |   |
|---|---|
| <i>Personalisation Data</i>                             | <p>A set of data incl.</p> <p>(i) individual-related data (biographic and biometric data) of the travel document holder,</p> <p>(ii) dedicated document details data and</p> <p>(iii) dedicated initial TSF data (incl. the Document Security Object).</p> <p>Personalisation data are gathered and then written into the non-volatile memory of the TOE by the Personalisation Agent in the life-cycle phase card issuing.</p> |
| <i>Personalisation Agent Authentication Information</i> | TSF data used for authentication proof and verification of the Personalisation Agent.   |
| <i>Personalisation Agent Key</i>                        | Cryptographic authentication key used (i) by the Personalisation Agent to prove his identity and to get access to the logical travel document and (ii) by the travel document's chip to verify the authentication attempt of a terminal as Personalisation Agent according to the SFR FIA_UAU.4/PACE, FIA_UAU.5/PACE and FIA_UAU.6/EAC.   |
| <i>Physical part of the travel document</i>             | <p>Travel document in form of paper, plastic and chip using secure printing to present data including (but not limited to)</p> <ol style="list-style-type: none"> <li>1. biographical data,</li> <li>2. data of the machine-readable zone,</li> <li>3. photographic image and</li> <li>4. other data.</li> </ol>  |
| <i>Pre-Personalisation</i>                              | Process of writing Pre-Personalisation Data (see below) to the TOE including the creation of the travel document Application (cf. sec. 1.2, TOE life-cycle, Phase 2, Step 5)  |
| <i>Pre-personalisation Data</i>                         | Any data that is injected into the non-volatile memory of the TOE by the travel document Manufacturer (Phase 2) for traceability of non-personalised travel document's and/or to secure shipment within or between life cycle phases 2 and 3. It contains (but is not limited to) the Personalisation Agent Key Pair.   |
| <i>Pre-personalised travel document's chip</i>          | travel document's chip equipped with a unique identifier.   |
| <i>Receiving State</i>                                  | The Country to which the traveller is applying for entry. [R6]  |
| <i>Reference data</i>                                   | Data enrolled for a known identity and used by the verifier to check the verification data provided by an entity to prove this identity in an authentication attempt.   |

|  |   |
|--|---|
| <b>Security target Lite for<br/>IDealPass v2.0.1<br/>SAC/EAC Application</b> | Ref.: 2016_2000023040<br>Page: <b>135/141</b> |
|--|---|

|  |  |
|--|--|
| <i>RF-terminal</i>                                 | A device being able to establish communication with an RF-chip according to ISO/IEC 14443 [R15].   |
| <i>Secondary image</i>                             | A repeat image of the holder's portrait reproduced elsewhere in the document by whatever means. [R6]   |
| <i>Secure messaging in encrypted/combined mode</i> | Secure messaging using encryption and message authentication code according to ISO/IEC 7816-4 [R14]  |
| <i>Service Provider</i>                            | An official organisation (inspection authority) providing inspection service which can be used by the travel document holder. Service Provider uses terminals (BIS-PACE) managed by a DV.  |
| <i>Skimming</i>                                    | Imitation of the inspection system to read the logical travel document or parts of it via the contactless communication channel of the TOE without knowledge of the printed MRZ data.  |
| <i>Standard Inspection Procedure</i>               | A specific order of authentication steps between an travel document and a terminal as required by [R4], namely (i) PACE or BAC and (ii) Passive Authentication with SO.D. SIP can generally be used by BIS-PACE and BIS-BAC.   |
| <i>Terminal</i>                                    | <p>A terminal is any technical system communicating with the TOE either through the contact based or contactless interface. A technical system verifying correspondence between the password stored in the travel document and the related value presented to the terminal by the travel document presenter.</p> <p>In this PP the role 'Terminal' corresponds to any terminal being authenticated by the TOE. Terminal may implement the terminal's part of the PACE protocol and thus authenticate itself to the travel document using a shared password (CAN or MRZ).</p> |
| <i>Terminal Authorization</i>                      | Intersection of the Certificate Holder Authorizations defined by the Inspection System Certificate, the Document Verifier Certificate and Country Verifying Certification Authority which shall be all valid for the Current Date.   |
| <i>Terminal Authorisation Level</i>                | Intersection of the Certificate Holder Authorisations defined by the Terminal Certificate, the Document Verifier Certificate and Country Verifying Certification Authority which shall be all valid for the Current Date.  |



|  |   |
|--|---|
| <b>Security target Lite for<br/>IDealPass v2.0.1<br/>SAC/EAC Application</b> | Ref.: 2016_2000023040<br>Page: <b>136/141</b> |
|--|---|

|   |  |
|---|--|
| <i>TOE tracing data</i>                         | Technical information about the current and previous locations of the travel document gathered by inconspicuous (for the travel document holder) recognising the travel document.  |
| <i>Travel document</i>                          | Official document issued by a state or organisation which is used by the holder for international travel (e.g. passport, visa, official document of identity) and which contains mandatory visual (eye readable) data and a separate mandatory data summary, intended for global use, reflecting essential data elements capable of being machine read; see [R6] (there "Machine readable travel document"). |
| <i>Travel Document Holder</i>                   | The rightful holder of the travel document for whom the issuing State or Organisation personalised the travel document.  |
| <i>Travel document's Chip</i>                   | A contact based/contactless integrated circuit chip complying with ISO/IEC 14443 [R15] and programmed according to the Logical Data Structure as specified by ICAO, [R6], sec III.   |
| <i>Travel document's Chip Embedded Software</i> | Software embedded in a travel document's chip and not being developed by the IC Designer. The travel document's chip Embedded Software is designed in Phase 1 and embedded into the travel document's chip in Phase 2 of the TOE life-cycle.   |
| <i>Traveller</i>                                | Person presenting the travel document to the inspection system and claiming the identity of the travel document holder.  |
| <i>TSF data</i>                                 | Data created by and for the TOE that might affect the operation of the TOE (CC part 1 [1]).  |
| <i>Unpersonalised travel document</i>           | The travel document that contains the travel document chip holding only Initialization Data and Pre-personalisation Data as delivered to the Personalisation Agent from the Manufacturer.  |



|  |   |
|--|---|
| <b>Security target Lite for<br/>IDealPass v2.0.1<br/>SAC/EAC Application</b> | Ref.: 2016_2000023040<br>Page: <b>137/141</b> |
|--|---|

|                          |   |
|--------------------------|---|
| <i>User data</i>         | All data (being not authentication data)<br>(i) stored in the context of the ePassport application of the travel document as defined in [R5] and<br>(ii) being allowed to be read out solely by an authenticated terminal acting as Basic Inspection System with PACE .<br>CC give the following generic definitions for user data:<br>Data created by and for the user that does not affect the operation of the TSF (CC part 1 [1]).<br>Information stored in TOE resources that can be operated upon by users in accordance with the SFRs and upon which the TSF places no special meaning (CC part 2 [R2]). |
| <i>Verification</i>      | The process of comparing a submitted biometric sample against the biometric reference template of a single enrollee whose identity is being claimed, to determine whether it matches the enrollee’s template.<br>[R6]   |
| <i>Verification data</i> | Data provided by an entity in an authentication attempt to prove their identity to the verifier. The verifier checks whether the verification data match the reference data known for the claimed identity.   |

**Acronyms**

|  |   |
|--|---|
| <b>Security target Lite for<br/>IDealPass v2.0.1<br/>SAC/EAC Application</b> | Ref.: 2016_2000023040<br>Page: <b>138/141</b> |
|--|---|

| Acronym         | Term  |
|-----------------|---|
| <i>BIS</i>      | Basic Inspection System                               |
| <i>BIS-PACE</i> | Basic Inspection System with PACE                     |
| <i>CA</i>       | Chip Authentication                                   |
| <i>CAN</i>      | Card Access Number                                    |
| <i>CC</i>       | Common Criteria                                       |
| <i>EAC</i>      | Extended Access Control                               |
| <i>EF</i>       | Elementary File                                       |
| <i>ICCSN</i>    | Integrated Circuit Card Serial Number.                |
| <i>MF</i>       | Master File   |
| <i>MRZ</i>      | Machine readable zone                                 |
| <i>n.a.</i>     | Not applicable  |
| <i>OSP</i>      | Organisational security policy                        |
| <i>PACE</i>     | Password Authenticated Connection Establishment       |
| <i>PCD</i>      | Proximity Coupling Device                             |
| <i>PICC</i>     | Proximity Integrated Circuit Chip                     |
| <i>PP</i>       | Protection Profile                                    |
| <i>PT</i>       | Personalisation Terminal                              |
| <i>RF</i>       | Radio Frequency                                       |
| <i>SAR</i>      | Security assurance requirements                       |
| <i>SFR</i>      | Security functional requirement                       |
| <i>SIP</i>      | Standard Inspection Procedure                         |
| <i>TA</i>       | Terminal Authentication                               |
| <i>TOE</i>      | Target of Evaluation                                  |
| <i>TSF</i>      | TOE Security Functions                                |
| <i>TSP</i>      | TOE Security Policy (defined by the current document) |

## 12 Bibliography

- [R1]: Common Criteria for Information Technology Security Evaluation, Part 1: Introduction and General Model; CCMB-2012-09-001, Version 3.1, Revision 4, September 2012
- [R2]: Common Criteria for Information Technology Security Evaluation, Part 2: Security Functional Components; CCMB-2012-09-002, Version 3.1, Revision 4, September 2012
- [R3]: Common Criteria for Information Technology Security Evaluation, Part 3: Security Assurance Components; CCMB-2012-09-003, Version 3.1, Revision 4, September 2012
- [R4]: ICAO MACHINE READABLE TRAVEL DOCUMENTS, TECHNICAL REPORT, Supplemental Access Control for Machine Readable Travel Documents, Version 1.00, November 2010
- [R5]: Technical Guideline TR-03110-1, Advanced Security Mechanisms for Machine Readable Travel Documents –Part 1 – eMRTDs with BAC/PACEv2 and EACv1, Version 2.10, 20.03.2012
- [R6]: International Civil Aviation Organization, ICAO Doc 9303, Machine Readable Travel Documents – Machine Readable Passports, 2006 (this includes the latest Supplemental for ICAO Doc 9303 which also should be considered)
- [R7]: Common Criteria Protection Profile Machine Readable Travel Document with "ICAO Application", Extended Access Control with PACE (EAC PP), BSI-CC-PP-0056-V2-2012 MA-02, Version 1.3.2, December 2012
- [R8]: Common Criteria Protection Profile Machine Readable Travel Document with "ICAO Application", Basic Access Control, BSI-PP-0055, Version 1.10, 25th March 2009
- [R9]: Security IC Platform Protection Profile; registered and certified by BSI (Bundesamt für Sicherheit in der Informationstechnik) under the reference BSI-PP-0035-2007, Version 1.0, June 2007
- [R10]: Common Methodology for Information Technology Security Evaluation, Evaluation Methodology; CCMB-2012-09-004, Version 3.1, Revision 4, September 2012
- [R11]: ISO/IEC 11770-3: Information technology – Security techniques – Key management-- Part 3: Mechanisms using asymmetric techniques, 2008
- [R12]: PKCS #3: Diffie-Hellman Key-Agreement Standard, An RSA Laboratories Technical Note, Version 1.4, Revised, November 1, 1993
- [R13]: Bundesamt für Sicherheit in der Informationstechnik (BSI), Technical Guideline TR-03111 Elliptic Curve Cryptography, TR-03111, 17.04.2009
- [R14]: ISO/IEC 7816: Identification cards – Integrated circuit cards, Version Second Edition, 2008
- [R15]: ISO/IEC 14443 Identification cards -- Contactless integrated circuit cards -- Proximity cards, 2008-11
- [R16]: Common Criteria Protection Profile Machine Readable using Standard Inspection Procedure with PACE (PACE PP), BSI-CC-PP-0068-V2-2011-MA-01, Version 1.01, July 2014
- [R17]: ISO/IEC 15946-2: Information technology – Security techniques – Cryptographic techniques based on elliptic curves: Part 2-Digital signatures
- [R18]: PKCS #1: RSA Cryptographic Standard, RSA Laboratories Version 2.1, June 14, 2002
- [R19] FIPS PUB 46-3 FEDERAL INFORMATION PROCESSING STANDARDS PUBLICATION Reaffirmed 1999 October 25
- [R20] Composite product evaluation for Smart Cards and similar devices September 2007 Version 1.0 Revision 1

|  |   |
|--|---|
| <b>Security target Lite for<br/>IDealPass v2.0.1<br/>SAC/EAC Application</b> | Ref.: 2016_2000023040<br>Page: <b>140/141</b> |
|--|---|

# Index

|  |    |
|--|----|
| <b>A</b>   |    |
| A.Auth_PKI .....   | 32 |
| A.Insp_Sys .....   | 32 |
| A.Passive_Auth .....   | 32 |
| Accessibility to the TOE functions and data only<br>for authorised subjects..... | 20 |
| Attacker.....  | 24 |
| Authenticity of the travel document's chip.....                                  | 21 |
| <b>B</b>   |    |
| Basic Inspection System with BIS-PACE.....                                       | 22 |
| <b>C</b>   |    |
| Country Signing Certification Authority.....                                     | 23 |
| Country Verifying Certification Authority .....                                  | 23 |
| <b>D</b>   |    |
| Document Signer .....  | 23 |
| Document Verifier .....  | 23 |
| <b>F</b>   |    |
| FAU_SAS.1 .....  | 64 |
| FCS_CKM.1/AAPK .....   | 68 |
| FCS_CKM.1/CA.....  | 68 |
| FCS_CKM.1/DH_PACE .....  | 58 |
| FCS_CKM.4 .....  | 59 |
| FCS_COP.1/MAC .....  | 67 |
| FCS_COP.1/PACE_ENC .....   | 59 |
| FCS_COP.1/PACE_MAC .....   | 59 |
| FCS_COP.1/SIG_VER .....  | 66 |
| FCS_COP.1/SYM.....   | 66 |
| FCS_RND.1 .....  | 65 |
| FDP_ACC.1/TRM .....  | 73 |
| FDP_ACF.1/TRM.....   | 74 |
| FDP_RIP.1 .....  | 61 |
| FDP_UCT.1/TRM.....   | 61 |
| FDP_UIT.1/TRM.....   | 61 |
| FIA_AFL.1/PACE .....   | 60 |
| FIA_API.1/AAP.....   | 73 |
| FIA_API.1/CAP .....  | 73 |
| FIA_UAU.1/PACE .....   | 70 |
| FIA_UAU.4/PACE .....   | 71 |
| FIA_UAU.5/PACE .....   | 71 |
| FIA_UAU.6/EAC .....  | 72 |
| FIA_UAU.6/PACE .....   | 60 |
| FIA_UID.1/PACE.....  | 69 |
| FMT_LIM.1 .....  | 76 |
| FMT_LIM.2.....   | 76 |
| FMT_MTD.1/AAPK .....   | 80 |
| FMT_MTD.1/CAPK.....  | 78 |
| FMT_MTD.1/CVCA_INI.....  | 77 |
| FMT_MTD.1/CVCA_UPD .....   | 77 |
| FMT_MTD.1/DATE.....  | 78 |
| FMT_MTD.1/INI_DIS .....  | 65 |
| FMT_MTD.1/INI_ENA.....   | 62 |
| FMT_MTD.1/KEY_READ .....   | 79 |
| FMT_MTD.1/PA .....   | 63 |
| FMT_MTD.3 .....  | 79 |
| FMT_SMF.1 .....  | 62 |
| FMT_SMR.1/PACE.....  | 76 |
| FPT_EMS.1 .....  | 80 |
| FPT_FLS.1 .....  | 63 |
| FPT_PHP.3 .....  | 64 |
| FPT_TST.1 .....  | 63 |
| FTP_ITC.1/PACE.....  | 61 |
| <b>G</b>   |    |
| Genuineness of the TOE .....   | 20 |
| <b>I</b>   |    |
| Inspection system (IS).....  | 24 |
| <b>L</b>   |    |
| Logical travel document sensitive User Data.....                                 | 21 |
| <b>M</b>   |    |
| Manufacturer.....  | 22 |
| <b>O</b>   |    |
| OE.Auth_Key_Travel_Document.....   | 39 |
| OE.Authoriz_Sens_Data .....  | 40 |
| OE.Exam_Travel_Document .....  | 40 |
| OE.Ext_Insp_Systems .....  | 41 |
| OE.Legislative_Compliance .....  | 38 |
| OE.Passive_Auth_Sign .....   | 38 |
| OE.Personalisation.....  | 38 |
| OE.Prot_Logical_Travel_Document .....  | 41 |
| OE.Terminal .....  | 39 |

|  |   |
|--|---|
| <b>Security target Lite for<br/>IDealPass v2.0.1<br/>SAC/EAC Application</b> | Ref.: 2016_2000023040<br>Page: <b>141/141</b> |
|--|---|

OE.Travel\_Document\_Holder ..... 39  
 OT.AC\_Pers..... 36  
 OT.Chip\_Auth\_Proof..... 37  
 OT.Data\_Authenticity..... 36  
 OT.Data\_Confidentiality..... 34  
 OT.Data\_Integrity ..... 34  
 OT.Identification..... 36  
 OT.Prot\_Abuse-Func ..... 35  
 OT.Prot\_Inf\_Leak..... 35  
 OT.Prot\_Malfunction..... 35  
 OT.Prot\_Phys-Tamper ..... 35  
 OT.Sens\_Data\_Conf ..... 37  
 OT.Tracing..... 34

**P**

P.Card\_PKI ..... 30  
 P.Manufact ..... 29  
 P.Personalisation ..... 31  
 P.Pre-Operational..... 29  
 P.Sensitive\_Data ..... 31  
 P.Terminal..... 30  
 P.Trustworthy\_PKI ..... 30  
 Personalisation Agent ..... 22

**T**

T.Abuse-Func..... 26  
 T.Counterfeit..... 28  
 T.Eavesdropping ..... 25  
 T.Forgery ..... 26  
 T.Information\_Leakage..... 26  
 T.Malfunction ..... 27  
 T.Phys-Tamper..... 27  
 T.Read\_Sensitive\_Data..... 28  
 T.Skimming ..... 25

T.Tracing..... 25  
 Terminal..... 24  
 TOE internal non-secret cryptographic material.. 20  
 TOE internal secret cryptographic keys ..... 20  
 travel document communication establishment  
     authorisation data ..... 21  
 travel document holder ..... 23  
 travel document presenter ..... 23  
 travel document tracing data ..... 20  
 TSF\_ACTIVE\_AUTH..... 102  
 TSF\_ALEA ..... 101  
 TSF\_BAC\_AUTH ..... 102  
 TSF\_BOOT\_AT\_POWER\_UP ..... 99  
 TSF\_CHIP\_AUTH ..... 102  
 TSF\_CPLC..... 100  
 TSF\_CRYPTO\_OPERATION ..... 102  
 TSF\_CS..... 99  
 TSF\_DPM..... 98  
 TSF\_EXECUTION\_ENVIRONMENT ..... 99  
 TSF\_IO\_MANAGEMENT..... 101  
 TSF\_KEY\_MANAGEMENT..... 101  
 TSF\_LIFE\_CYCLE\_MANAGEMENT ..... 100  
 TSF\_MEMORY\_MANAGEMENT ..... 100  
 TSF\_MONITORING ..... 100  
 TSF\_PLA ..... 99  
 TSF\_PMA ..... 98  
 TSF\_PS ..... 98  
 TSF\_TDES\_AUTH..... 102  
 TSF\_TERM\_AUTH ..... 102

**U**

user data stored on the TOE..... 19  
 user data transferred between the TOE and the  
     terminal connected ..... 19